



GRUPO
Hidrauluc



- Catálogo de produtos

CONEXÕES HIDRÁULICAS

- hidrauluc@hidrauluc.com.br
- (31) 3528-6800
- @Hidrauluc
- Acesse nosso site pelo QR code ao lado



Conexões de Compressão





Conectores, uniões, flanges e anilhas em latãoCLA (Liga UNS - C3600 TM).

Tee e cotovelo, forjados em latão (Liga UNS C37700 - TM) que proporciona maior resistências contra golpes, choque mecânicos e vibrações, com absoluta inexistência de porosidade e trincas.

Ideal para tubos de cobre, latão, alumínio, Bundy e aço recozido.

Recomendados para pressão de trabalho de até 400 libras/pol², na condução de gasolina, graxa, óleo, água, ar, e vácuo.

Este tipo de conexão não exige preparação especial do tubo, por ser de montagem simples e fácil, proporcionando assim o baixo custo e grande eficiência.

Anilha		P/Tubo	Conector Macho		Tubo x Rosca	Tubo x Rosca
		1/8 5/32 3/16 1/4 5/16 3/8 7/16 1/2 5/8 3/4 1			1/8 x 1/8 NPT	3/8 x 1/8 NPT
					5/32 x 1/8 NPT	3/8 x 1/4 NPT
00012			00032		3/16 x 1/8 NPT	3/8 x 3/8 NPT
					1/4 x 1/8 NPT	3/8 x 1/2 NPT
					1/4 x 1/4 NPT	1/2 x 1/4 NPT
					1/4 x 3/8 NPT	1/2 x 3/8 NPT
					1/4 x 1/2 NPT	1/2 x 1/2 NPT
					5/16 x 1/8 NPT	5/8 x 1/2 NPT
					5/16 x 1/4 NPT	3/4 x 1/2 NPT
					5/16 x 3/8 NPT	3/4 x 3/4 NPT
					5/16 x 1/2 NPT	1 x 1 NPT
Porca		P/Tubo	Rosca	União		P/Tubo
		1/8 5/32 3/16 1/4 5/16 3/8 7/16 1/2 5/8 3/4 1	5/16x24 F. 5/16x24 F. 3/8x24 F. 7/16x24 F. 1/2x24 F. 9/16x24 F. 5/8x24 F. 11/16x20 F. 13/16x18 F. 1x18 F. 1"1/4x18 F.			1/8
						5/32
00022				00042		3/16
						1/4
						5/16
						3/8
						7/16
						1/2
						5/8
						3/4
						1

Cotovelo 45° Macho	Tubo x Rosca		Conector Fêmea	Tubo x Rosca
 00092	1/8 x 1/8 NPT 5/32 x 1/8 NPT 3/16 x 1/8 NPT 1/4 x 1/8 NPT 1/4 x 1/4 NPT 5/16 x 1/8 NPT 5/16 x 1/4 NPT 3/8 x 1/4 NPT 3/8 x 3/8 NPT 1/2 x 3/8 NPT 1/2 x 1/2 NPT 5/8 x 1/2 NPT		 00052	1/8 x 1/8 NPT 5/32 x 1/8 NPT 3/16 x 1/8 NPT 1/4 x 1/8 NPT 1/4 x 1/4 NPT 5/16 x 1/8 NPT 5/16 x 1/4 NPT 3/8 x 1/4 NPT 3/8 x 3/8 NPT 1/2 x 3/8 NPT 1/2 x 1/2 NPT 5/8 x 1/2 NPT
Cotovelo Macho	Tubo x Rosca	Tubo x Rosca	Tee Macho Central	Tubo x Rosca
 00062	1/8 x 1/8 NPT 5/32 x 1/8 NPT 3/16 x 1/8 NPT 1/4 x 1/8 NPT 1/4 x 1/4 NPT 1/4 x 3/8 NPT 1/4 x 1/2 NPT 5/16 x 1/8 NPT 5/16 x 1/4 NPT 5/16 x 3/8 NPT 5/16 x 1/2 NPT	3/8 x 1/8 NPT 3/8 x 1/4 NPT 3/8 x 3/8 NPT 3/8 x 1/2 NPT 1/2 x 1/4 NPT 1/2 x 3/8 NPT 1/2 x 1/2 NPT 5/8 x 1/2 NPT 3/4 x 1/2 NPT 3/4 x 3/4 NPT 1 x 1 NPT	 00102	1/8 x 1/8 NPT 5/32 x 1/8 NPT 3/16 x 1/8 NPT 1/4 x 1/8 NPT 1/4 x 1/4 NPT 5/16 x 1/8 NPT 5/16 x 1/4 NPT 3/8 x 1/4 NPT 3/8 x 3/8 NPT 1/2 x 3/8 NPT 1/2 x 1/2 NPT 5/8 x 1/2 NPT
Cotovelo União	P/Tubo		Tee Macho Lateral	Tubo x Rosca
 00072	1/8 5/32 3/16 1/4 5/16 3/8 7/16 1/2 5/8 3/4 1		 00112	1/8 x 1/8 NPT 5/32 x 1/8 NPT 3/16 x 1/8 NPT 1/4 x 1/8 NPT 1/4 x 1/4 NPT 5/16 x 1/8 NPT 5/16 x 1/4 NPT 3/8 x 1/4 NPT 3/8 x 3/8 NPT 1/2 x 3/8 NPT 1/2 x 1/2 NPT 5/8 x 1/2 NPT
Cotovelo Fêmea	Tubo x Rosca		Tee União	P/Tubo
 00082	1/8 x 1/8 NPT 5/32 x 1/8 NPT 3/16 x 1/8 NPT 1/4 x 1/8 NPT 1/4 x 1/4 NPT 5/16 x 1/8 NPT 5/16 x 1/4 NPT 3/8 x 1/4 NPT 3/8 x 3/8 NPT 1/2 x 3/8 NPT 1/2 x 1/2 NPT 5/8 x 1/2 NPT		 00122	1/8 5/32 3/16 1/4 5/16 3/8 7/16 1/2 5/8 3/4 1

Conexões de Gás SAE 45°

Conectores, uniões, flanges em latão CLA (Liga UNS - C3600 TM).





Tee e cotovelo, forjados em latão (Liga UNS C37700 - TM) que proporciona maior dureza e resistência de porosidade e trincas.


Este tipo de conexão com assento cônico 45° SAE exige apenas o flangeamento da extremidade do tubo para sua montagem.



Ideal para tubos de cobre, latão, alumínio, Bundy e aço recozido.



Recomendados para pressão de trabalho de até 5000 libras/pol².



Para motores, equipamentos móveis, compressores de ar, queimadores de óleo, locomotiva, ar condicionado, GLP, gás natural, indústria naval e outros onde há necessidade de desmontagem periódica da tubulação.

Porca	P/Tubo	Rosca	União	P/Tubo
 02022	1/8 3/16 1/4 5/16 3/8 1/2 5/8 3/4 1	5/16x24 F. 3/8x24 F. 7/16x20 F. 1/2x20 F. 5/8x18 F. 3/4x16 F. 7/8x14 F. 1"1/16x14 F. 1"5/16x12 F.	 02042	1/8 3/16 1/4 5/16 3/8 1/2 5/8 3/4 1
Conector Macho	Tubo x Rosca	Tubo x Rosca	Conector Fêmea	Tubo x Rosca
 02032	1/4 x 1/8 NPT 1/4 x 1/4 NPT 1/4 x 3/8 NPT 1/4 x 1/2 NPT 5/16 x 1/8 NPT 5/16 x 1/4 NPT 5/16 x 3/8 NPT 5/16 x 1/2 NPT 3/8 x 1/8 NPT	3/8 x 1/4 NPT 3/8 x 3/8 NPT 3/8 x 1/2 NPT 1/2 x 1/4 NPT 1/2 x 3/8 NPT 1/2 x 1/2 NPT 5/8 x 1/2 NPT 3/4 x 1/2 NPT 3/4 x 3/4 NPT	 02052	1/4 x 1/8 NPT 1/4 x 1/4 NPT 5/16 x 1/8 NPT 5/16 x 1/4 NPT 5/16 x 3/8 NPT 3/8 x 1/4 NPT 3/8 x 3/8 NPT 3/8 x 1/2 NPT 1/2 x 1/4 NPT 1/2 x 3/8 NPT 1/2 x 1/2 NPT

Tee Macho Central	Tubo x Rosca
 <p>02102</p>	1/4 x 1/8 NPT 1/4 x 1/4 NPT 5/16 x 1/8 NPT 5/16 x 1/4 NPT 5/16 x 3/8 NPT 3/8 x 1/4 NPT 3/8 x 3/8 NPT 3/8 x 1/2 NPT 1/2 x 1/4 NPT 1/2 x 3/8 NPT 1/2 x 1/2 NPT 5/8 x 1/2 NPT

Cotovelo Macho	Tubo x Rosca	Tubo x Rosca	Tee Macho Lateral	Tubo x Rosca
 <p>02062</p>	1/4 x 1/8 NPT 1/4 x 1/4 NPT 1/4 x 3/8 NPT 5/16 x 1/8 NPT 5/16 x 1/4 NPT 5/16 x 3/8 NPT 5/16 x 1/2 NPT 3/8 x 1/8 NPT 3/8 x 1/4 NPT	3/8 x 3/8 NPT 3/8 x 1/2 NPT 1/2 x 1/4 NPT 1/2 x 3/8 NPT 1/2 x 1/2 NPT 5/8 x 1/2 NPT 3/4 x 1/2 NPT 3/4 x 3/4 NPT	 <p>02112</p>	1/4 x 1/8 NPT 1/4 x 1/4 NPT 5/16 x 1/8 NPT 5/16 x 1/4 NPT 5/16 x 3/8 NPT 3/8 x 1/4 NPT 3/8 x 3/8 NPT 3/8 x 1/2 NPT 1/2 x 1/4 NPT 1/2 x 3/8 NPT 1/2 x 1/2 NPT 5/8 x 1/2 NPT

Cotovelo Fêmea	Tubo x Rosca	Cotovelo União	P/Tubo
 <p>02082</p>	1/4 x 1/8 NPT 1/4 x 1/4 NPT 1/4 x 3/8 NPT 5/16 x 1/8 NPT 5/16 x 1/4 NPT 3/8 x 1/4 NPT 3/8 x 3/8 NPT 3/8 x 1/2 NPT 1/2 x 1/4 NPT 1/2 x 3/8 NPT 1/2 x 1/2 NPT 5/8 x 1/2 NPT	 <p>02072</p>	1/8 3/16 1/4 5/16 3/8 1/2 5/8 3/4 1

Cotovelo 45° Macho	Tubo x Rosca	Tee União	P/Tubo Tube Of
 <p>02092</p>	1/4 x 1/8 NPT 1/4 x 1/4 NPT 5/16 x 1/8 NPT 5/16 x 1/4 NPT 3/8 x 1/8 NPT 3/8 x 1/4 NPT 3/8 x 3/8 NPT 3/8 x 1/2 NPT 1/2 x 1/4 NPT 1/2 x 3/8 NPT 1/2 x 1/2 NPT 5/8 x 1/2 NPT	 <p>02122</p>	1/8 3/16 1/4 5/16 3/8 1/2 5/8 3/4 1

Conexões de Gás JIC 37°

Conectores, uniões, flanges em latão CLA (Liga UNS - C3600 TM).


Tee e cotovelo, forjados em latão (Liga UNS C37700 - TM) que proporciona maior dureza e resistência de porosidade e trincas.


Este Tipo de conexões de assentamento JIC 37° exige apenas o flangeamento da extremidade do tubo para sua montagem.


Ideal para tubos de cobre, latão, alumínio, Bundy e aço recozido.


Recomendados para pressão de trabalho de até 5000 libras/pol².


Para motores, equipamentos móveis, compressores de ar, queimadores de óleo, locomotiva, ar condicionado, GLP, gás natural, industria naval e outros onde há necessidade de desmontagem periódica da tubulação.


Conector Macho	Tubo x Rosca	Tubo x Rosca
 <p>J2032</p>	1/4 x 1/8 NPT	3/8 x 1/4 NPT
	1/4 x 1/4 NPT	3/8 x 3/8 NPT
	1/4 x 3/8 NPT	3/8 x 3/8 NPT
	1/4 x 1/2 NPT	1/2 x 1/4 NPT
	5/16 x 1/8 NPT	1/2 x 3/8 NPT
	5/16 x 1/4 NPT	1/2 x 1/2 NPT
	5/16 x 3/8 NPT	5/8 x 1/2 NPT
	5/16 x 1/2 NPT	3/4 x 1/2 NPT
	3/8 x 1/8 NPT	3/4 x 3/4 NPT


União	P/Tubo
 <p>J2042</p>	1/8
	3/16
	1/4
	5/16
	3/8
	1/2
	5/8
	3/4
	1


Conector Fêmea	Tubo x Rosca
 <p>J2052</p>	1/4 x 1/8 NPT
	1/4 x 1/4 NPT
	5/16 x 1/8 NPT
	5/16 x 1/4 NPT
	5/16 x 3/8 NPT
	3/8 x 1/4 NPT
	3/8 x 3/8 NPT
	3/8 x 1/2 NPT
	1/2 x 1/4 NPT
	1/2 x 3/8 NPT
1/2 x 1/2 NPT	


Cotovelo Macho	Tube x Rosca	Tube x Rosca
	1/4 x 1/8 NPT 1/4 x 1/4 NPT 1/4 x 3/8 NPT 5/16 x 1/8 NPT 5/16 x 1/4 NPT 5/16 x 3/8 NPT 5/16 x 1/2 NPT 3/8 x 1/8 NPT 3/8 x 1/4 NPT	3/8 x 3/8 NPT 3/8 x 1/2 NPT 1/2 x 1/4 NPT 1/2 x 3/8 NPT 1/2 x 1/2 NPT 5/8 x 1/2 NPT 3/4 x 1/2 NPT 3/4 x 3/4 NPT
J2062		


Tee Macho Central	Tube x Rosca
	1/4 x 1/8 NPT 1/4 x 1/4 NPT 5/16 x 1/8 NPT 5/16 x 1/4 NPT 5/16 x 3/8 NPT 3/8 x 1/4 NPT 3/8 x 3/8 NPT 3/8 x 1/2 NPT 1/2 x 1/4 NPT 1/2 x 3/8 NPT 1/2 x 1/2 NPT 5/8 x 1/2 NPT
J2102	

Cotovelo União	P/Tube
	1/8 3/16 1/4 5/16 3/8 1/2 5/8 3/4 1
J2072	

Tee Macho Lateral	Tube x Rosca
	1/4 x 1/8 NPT 1/4 x 1/4 NPT 5/16 x 1/8 NPT 5/16 x 1/4 NPT 5/16 x 3/8 NPT 3/8 x 1/4 NPT 3/8 x 3/8 NPT 3/8 x 1/2 NPT 1/2 x 1/4 NPT 1/2 x 3/8 NPT 1/2 x 1/2 NPT 5/8 x 1/2 NPT
J2112	

Cotovelo Fêmea	Tube x Rosca
	1/4 x 1/8 NPT 1/4 x 1/4 NPT 1/4 x 3/8 NPT 5/16 x 1/8 NPT 5/16 x 1/4 NPT 3/8 x 1/4 NPT 3/8 x 3/8 NPT 3/8 x 1/2 NPT 1/2 x 1/4 NPT 1/2 x 3/8 NPT 1/2 x 1/2 NPT 5/8 x 1/2 NPT
J2082	

Tee União	P/Tube
	1/8 3/16 1/4 5/16 3/8 1/2 5/8 3/4 1
J2122	

Cotovelo 45° Macho	Tube x Rosca
	1/4 x 1/8 NPT 1/4 x 1/4 NPT 5/16 x 1/8 NPT 5/16 x 1/4 NPT 3/8 x 1/8 NPT 3/8 x 1/4 NPT 3/8 x 3/8 NPT 3/8 x 1/2 NPT 1/2 x 1/4 NPT 1/2 x 3/8 NPT 1/2 x 1/2 NPT 5/8 x 1/2 NPT
J2092	


Conexões Cônico Invertido


Conectores, uniões, e algumas flanges em latão CLA (Liga UNS - C3600 TM).

Tee e cotovelo, forjados em latão (Liga UNS C37700 - TM) que proporciona maior dureza e resistências contra golpes, choques mecânicos e vibrações, com absoluta inexistência de porosidade e trincas.


Ideal para tubos de cobre.


Recomendados para pressão de trabalho de até 1500 libras/pol², na condução de freio hidráulico para automóveis.

Porca Hidráulica	P/Tubo	Modelo	Rosca
 <p>03022</p>	3/16	Mod. 1	3/8x24 F.
	1/4	Mod. 1	7/16x24 F.
	5/16	Mod. 1	1/2x20 F.
	3/8	Mod. 1	5/8x18 F.
	7/16	Mod. 1	11/16x18 F.
	1/2	Mod. 1	3/4x18 F.
	5/8	Mod. 1	7/8x 18F.

Conector Macho	Tubo x Rosca	Tubo x Rosca
 <p>03052</p>	3/16 x 1/8 NPT	3/8 x 1/4 NPT
	3/16 x 1/4 NPT	3/8 x 3/8 NPT
	1/4 x 1/8 NPT	3/8 x 1/2 NPT
	1/4 x 1/4 NPT	7/16 x 1/4 NPT
	1/4 x 3/8 NPT	7/16 x 3/8 NPT
	5/16 x 1/8 NPT	1/2 x 3/8 NPT
	5/16 x 1/4 NPT	1/2 x 1/2 NPT
	5/16 x 3/8 NPT	5/8 x 1/2 NPT

União	P/Tubo
 <p>03152</p>	3/16
	1/4
	5/16
	3/8
	1/2

Cotovelo Macho	Tubo x Rosca	Tubo x Rosca
 <p>03082</p>	3/16 x 1/8 NPT	3/8 x 3/8 NPT
	1/4 x 1/8 NPT	3/8 x 1/2 NPT
	1/4 x 1/4 NPT	7/16 x 1/4 NPT
	1/4 x 3/8 NPT	7/16 x 3/8 NPT
	5/16 x 1/8 NPT	1/2 x 3/8 NPT
	5/16 x 1/4 NPT	1/2 x 1/2 NPT
	5/16 x 3/8 NPT	5/8 x 1/2 NPT
	3/8 x 1/4 NPT	

Conector Fêmea	Tubo x Rosca
 <p>03162</p>	1/4 x 1/8 NPT
	1/4 x 1/4 NPT
	5/16 x 1/8 NPT
	5/16 x 1/4 NPT
	5/16 x 3/8 NPT
	3/8 x 1/4 NPT
	3/8 x 3/8 NPT
	3/8 x 1/2 NPT
	1/2 x 1/4 NPT
	1/2 x 3/8 NPT
1/2 x 1/2 NPT	





Conexões Freio Ar Polegada

Conectores, uniões, flanges e anilhas em latão CLA (Liga UNS - C3600 TM).



Tee e cotovelo, forjados em latão (Liga UNS C37700 - TM) que proporciona maior dureza e resistência contra golpes, choques mecânicos e vibrações, com absoluta inexistência de porosidade e trincas.



Ideal para tubos de cobre, latão, alumínio, Bundy e aço recozido, mas também pode usar tubos de nylon simples ou reforçado, uma vez aplicado com reforço de tubo.



Esse tipo de conexão, pode ser utilizada especialmente para sistema de freio a ar, conforme normas internacionais de segurança em equipamentos originais.


Anilha	P/Tubo	Conector Macho		Tubo x Rosca	Tubo x Rosca
	1/4 5/16 3/8 1/2 5/8 3/4			1/4 x 1/8 NPT 1/4 x 1/4 NPT 1/4 x 3/8 NPT 1/4 x 1/2 NPT 5/16 x 1/8 NPT 5/16 x 1/4 NPT 5/16 x 3/8 NPT 5/16 x 1/2 NPT 3/8 x 1/8 NPT 3/8 x 1/4 NPT	3/8 x 3/8 NPT 3/8 x 1/2 NPT 1/2 x 1/4 NPT 1/2 x 3/8 NPT 1/2 x 1/2 NPT 1/2 x 3/4 NPT 5/8 x 1/2 NPT 3/4 x 1/2 NPT 3/4 x 3/4 NPT
04012			04032		
Porca	P/Tubo	Rosca	União		P/Tubo
	1/4 5/16 3/8 1/2 5/8 3/4	7/16x24 F. 1/2x24 F. 17/32x24F. 11/16x20 F. 13/16x18 F. 1x18 F.			1/4 5/16 3/8 1/2 5/8 3/4
04022			04042		

Conector Fêmea	Tubo x Rosca	Cotovelo 45° Macho	Tubo x Rosca
	1/4 x 1/8 NPT 1/4 x 1/4 NPT 5/16 x 1/8 NPT 5/16 x 1/4 NPT 3/8 x 1/4 NPT 3/8 x 3/8 NPT 3/8 x 1/2 NPT 1/2 x 3/8 NPT 1/2 x 1/2 NPT 5/8 x 1/2 NPT		1/4 x 1/8 NPT 1/4 x 1/4 NPT 1/4 x 3/8 NPT 3/8 x 1/8 NPT 3/8 x 1/4 NPT 3/8 x 3/8 NPT 1/2 x 1/4 NPT 1/2 x 3/8 NPT 1/2 x 1/2 NPT 5/8 x 1/2 NPT
04052		04092	

Cotovelo Macho	Tubo x Rosca	Tubo x Rosca	Tee Macho Central	Tubo x Rosca
	1/4 x 1/8 NPT 1/4 x 1/4 NPT 1/4 x 3/8 NPT 1/4 x 1/2 NPT 5/16 x 1/8 NPT 5/16 x 1/4 NPT 5/16 x 3/8 NPT 5/16 x 1/2 NPT 3/8 x 1/8 NPT 3/8 x 1/4 NPT	3/8 x 3/8 NPT 3/8 x 1/2 NPT 1/2 x 1/4 NPT 1/2 x 3/8 NPT 1/2 x 1/2 NPT 1/2 x 3/4 NPT 5/8 x 3/8 NPT 5/8 x 1/2 NPT 3/4 x 1/2 NPT 3/4 x 3/4 NPT		1/4 x 1/8 NPT 1/4 x 1/4 NPT 1/4 x 3/8 NPT 5/16 x 1/8 NPT 5/16 x 1/4 NPT 3/8 x 1/4 NPT 3/8 x 3/8 NPT 1/2 x 3/8 NPT 1/2 x 1/2 NPT 5/8 x 1/2 NPT 3/4 x 1/2 NPT
04062			04102	

Cotovelo União	P/Tubo	Tee Macho Lateral	Tubo x Rosca
	1/4 5/16 3/8 1/2 5/8 3/4		1/4 x 1/8 NPT 1/4 x 1/4 NPT 1/4 x 3/8 NPT 5/16 x 1/8 NPT 5/16 x 1/4 NPT 3/8 x 1/4 NPT 3/8 x 3/8 NPT 1/2 x 3/8 NPT 1/2 x 1/2 NPT 5/8 x 1/2 NPT 3/4 x 1/2 NPT
04072		04112	

Cotovelo Fêmea	Tubo x Rosca	Tubo x Rosca	Tee União	P/Tubo
	1/4 x 1/8 NPT 1/4 x 1/4 NPT 1/4 x 3/8 NPT 1/4 x 1/2 NPT 5/16 x 1/8 NPT 5/16 x 1/4 NPT 5/16 x 3/8 NPT 5/16 x 1/2 NPT 3/8 x 1/8 NPT	3/8 x 1/4 NPT 3/8 x 3/8 NPT 3/8 x 1/2 NPT 1/2 x 1/4 NPT 1/2 x 3/8 NPT 1/2 x 1/2 NPT 5/8 x 1/2 NPT 3/4 x 1/2 NPT 3/4 x 3/4 NPT		1/4 5/16 3/8 1/2 5/8 3/4
04082			04122	







Insert	P/Tubo	P/Tubo
	1/8 3/16 1/4 5/16 3/8	1/2 5/8 3/4 1
04592		


Conexões Adapta Tudo

Uniões, niple, plugs e bico de mangueiras em latão CLA (Liga UNS - C3600 TM).

Cruzetas, tees, cotovelo em latão (Liga UNS - C37700 - TM) que proporcionam maior dureza contra golpes, choque mecânicos e vibrações, com absoluta inexistência de porosidade e trincas.


até 3000 libras/pol² nas peças forjadas e 1500 libras/pol² nas peças retas, cuja característica principal é a versatilidade, oferecendo uma ampla variedade de combinações, modelos e medidas, compõem-se de uma série de peças feitas especialmente para solucionar problemas de instalação e adaptação fora de série e emergências.

Bico p/ Mang F. Fixo	Mang. x Rosca	Mang. x Rosca	Niple Duplo	Rosca
 05012	1/8 x 1/8 NPT 1/4 x 1/8 NPT 1/4 x 1/4 NPT 1/4 x 3/8 NPT 1/4 x 1/2 NPT 5/16 x 1/8 NPT 5/16 x 1/4 NPT 5/16 x 3/8 NPT 5/16 x 1/2 NPT 3/8 x 1/8 NPT 3/8 x 1/4 NPT	3/8 x 3/8 NPT 3/8 x 1/2 NPT 1/2 x 1/4 NPT 1/2 x 3/8 NPT 1/2 x 1/2 NPT 1/2 x 3/4 NPT 5/8 x 1/2 NPT 3/4 x 1/2 NPT 3/4 x 3/4 NPT 1 x 3/4 NPT 1 x 1 NPT	 05042	1/8 NPT 1/4 NPT 3/8 NPT 1/2 NPT 3/4 NPT 1 NPT 1 1/4 NPT 1 1/2 NPT
Cotovelo M/M	Rosca	Adaptador M/F	Rosca x Rosca	Rosca x Rosca
 05022	1/8 NPT 1/4 NPT 3/8 NPT 1/2 NPT 3/4 NPT 1 NPT	 05052	1/8 x 1/8 NPT 1/8 x 1/4 NPT 1/8 x 3/8 NPT 1/4 x 1/4 NPT 1/4 x 3/8 NPT 1/4 x 1/2 NPT 1/4 x 3/4 NPT 3/8 x 3/8 NPT 3/8 x 1/2 NPT 3/8 x 3/4 NPT 1/2 x 1/2 NPT	1/2 x 3/4 NPT 1/2 x 1 NPT 3/4 x 3/4 NPT 3/4 x 1 NPT 1 x 1 NPT 1 x 1 1/4 NPT 1 1/4 x 1 1/2 NPT 1 1/2 x 1 1/2 NPT 1 1/2 x 2 NPT 2 x 2 NPT 2 x 2 1/2 NPT
Niple Redutor	Rosca	Cotovelo Curto M/F	Rosca	
 05032	1/4 x 1/8 NPT 3/8 x 1/8 NPT 3/8 x 1/4 NPT 1/2 x 1/4 NPT 1/2 x 3/8 NPT 3/4 x 1/4 NPT 3/4 x 3/8 NPT 3/4 x 1/2 NPT 1 x 3/8 NPT 1 x 1/2 NPT 1 x 3/4 NPT	 05062	1/8 NPT 1/4 NPT 3/8 NPT 1/2 NPT 3/4 NPT 1 NPT	


Cotovelo Fêmea	Rosca
	1/8 NPT 1/4 NPT 3/8 NPT 1/2 NPT 3/4 NPT 1 NPT 1 1/4 NPT 1 1/2 NPT 2 NPT
05072	


Cotovelo M/F	Rosca
	1/8 NPT 1/4 NPT 3/8 NPT 1/2 NPT 3/4 NPT 1 NPT 1 1/4 NPT 1 1/2 NPT 2 NPT
05082	


Cotovelo 45° M/F	Rosca
	1/8 NPT 1/4 NPT 3/8 NPT 1/2 NPT 3/4 NPT 1 NPT 1 1/4 NPT
05092	


Tee Fêmea	Rosca
	1/8 NPT 1/4 NPT 3/8 NPT 1/2 NPT 3/4 NPT 1 NPT 1 1/4 NPT 1 1/2 NPT 2 NPT
05102	

Tee Macho Lateral	Rosca
	1/8 NPT 1/4 NPT 3/8 NPT 1/2 NPT 3/4 NPT 1 NPT 1 1/4 NPT 1 1/2 NPT 2 NPT
05112	


Cruzeta Fêmea	Rosca
	1/8 NPT 1/4 NPT 3/8 NPT 1/2 NPT 3/4 NPT 1 NPT
05122	

Bucha Redução	Rosca x Rosca	Rosca x Rosca
	1/4 x 1/8 NPT 3/8 x 1/8 NPT 3/8 x 1/4 NPT 1/2 x 1/8 NPT 1/2 x 1/4 NPT 1/2 x 3/8 NPT 3/4 x 1/8 NPT 3/4 x 1/4 NPT 3/4 x 3/8 NPT 3/4 x 1/2 NPT 1 x 1/4 NPT	1 x 3/8 NPT 1 x 1/2 NPT 1 x 3/4 NPT 1 1/4 x 3/4 NPT 1 1/4 x 1 NPT 1 1/2 x 3/4 NPT 1 1/2 x 1 NPT 1 1/2 x 1 1/4 NPT 2 x 3/4 NPT 2 x 1 NPT 2 x 1 1/2 NPT
05132		


Niple Longo	Rosca x Comp.	Rosca x Comp.
	1/8 NPT - 3/4 1/8 NPT - 1 1/2 1/8 NPT - 2 1/8 NPT - 2 1/2 1/8 NPT - 3 1/8 NPT - 3 1/2 1/4 NPT - 3/4 1/4 NPT - 1 1/2 1/4 NPT - 2 1/4 NPT - 2 1/2 1/4 NPT - 3 1/2	3/8 NPT - 1 1/2 3/8 NPT - 2 3/8 NPT - 2 1/2 3/8 NPT - 3 3/8 NPT - 3 1/2 1/2 NPT - 1 1/2 1/2 NPT - 2 1/2 NPT - 2 1/2 1/2 NPT - 3 1/2 NPT - 3 1/2 3/4 NPT - 2 1/2 1 NPT - 2 1/2
05142		


União Desmontável	Rosca
	1/8 NPT 1/4 NPT 3/8 NPT 1/2 NPT 3/4 NPT 1 NPT 1 1/4 NPT 1 1/2 NPT
05152	

União Fêmea	Rosca
	1/8 NPT 1/4 NPT 3/8 NPT 1/2 NPT 3/4 NPT 1 NPT 1 1/4 NPT 1 1/2 NPT 2 NPT
05162	

Luva Redutora	Rosca
	1/4 x 1/8 NPT 3/8 x 1/8 NPT 3/8 x 1/4 NPT 1/2 x 1/4 NPT 1/2 x 3/8 NPT 3/4 x 1/4 NPT 3/4 x 3/8 NPT 3/4 x 1/2 NPT 1 x 1/2 NPT 1 x 3/4 NPT
05172	

Plug Sextavado	Rosca
	1/8 NPT 1/4 NPT 3/8 NPT 1/2 NPT 3/4 NPT 1 NPT 1 1/4 NPT 1 1/2 NPT
05222	

Espigão Macho	Mang x Rosca	Mang x Rosca	Mang x Rosca
	1/8 x 1/8 NPT 3/16 x 1/8 NPT 3/16 x 1/4 NPT 1/4 x 1/8 NPT 1/4 x 1/4 NPT 1/4 x 3/8 NPT 1/4 x 1/2 NPT 5/16 x 1/8 NPT 5/16 x 1/4 NPT 5/16 x 3/8 NPT 5/16 x 1/2 NPT	3/8 x 1/4 NPT 3/8 x 3/8 NPT 3/8 x 1/2 NPT 3/8 x 3/4 NPT 1/2 x 1/4 NPT 1/2 x 3/8 NPT 1/2 x 1/2 NPT 1/2 x 3/4 NPT 1/2 x 1 NPT 5/8 x 3/8 NPT 5/8 x 1/2 NPT	5/8 x 3/4 NPT 5/8 x 1 NPT 3/4 x 1/2 NPT 3/4 x 1 NPT 1 x 1/2 NPT 1 x 3/4 NPT 1 x 1 NPT 1 1/4 x 1 NPT 1 1/2 x 1 NPT 1 1/2 x 1 1/2 NPT 2 x 2 NPT
05182			

Tampão Fêmea	Rosca
	1/8 NPT 1/4 NPT 3/8 NPT 1/2 NPT 3/4 NPT 1 NPT 1 1/4 NPT 1 1/2 NPT
05232	

Bico Mang. Fêmea Gir.	Mang x Rosca
	1/4x 1/4 BSP 5/16 x 1/4 BSP 3/8 x 1/4 BSP 3/8 x 3/8 BSP 1/2 x 3/8 BSP 1/2 x 1/2 BSP 1/2 x 3/4 BSP 3/4 x 3/4 BSP 1 x 1 BSP 5/16 x 9/16 DIR 5/16 x 9/16 ESQ
05192	

Cotovelo Bico p/ Mang.	Mang. x Rosca
	3/16 x 1/8 NPT 1/4 x 1/8 NPT 1/4 x 1/4 NPT 5/16 x 1/8 NPT 5/16 x 1/4 NPT 3/8 x 1/4 NPT 3/8 x 3/8 NPT 1/2 x 1/4 NPT 1/2 x 3/8 NPT 1/2 x 1/2 NPT
05372	

União p/ Mangueira	Rosca
	1/8 1/4 5/16 3/8 1/2 3/4 1 1/2
05202	

Tee p/ Mangueira	Mangueira
	1/8 1/4 5/16 3/8 1/2 1 1 1/4
05402	

Plug Quadrado	Rosca
	1/8 NPT 1/4 NPT 3/8 NPT 1/2 NPT 3/4 NPT 1 NPT 1 1/4 NPT 1 1/2 NPT
05212	

Plug Sext. Interno	Rosca
	1/8 NPT 1/4 NPT 3/8 NPT 1/2 NPT 3/4 NPT 1 NPT 1 1/4 NPT 1 1/2 NPT
05552	

Conexões Pneumáticas

Conectores, uniões e flanges em latão CLA (Liga UNS - C3600 TM).





Anilhas em plástico especial de alta resistência, para medidas de 1/4, 5/16, 3/8, e 1/2, Ideal para tubos de polietileno, vinil, PVC e EVA, anilhas em latão para medidas de 1/8 e 3/16.

- TM) que proporciona maior dureza e resistência coontra golpes, choques mecânicos e vibrações, com absoluta inexistência de porosidade e trincas.


Pressão de trabalho compatível com as especificações do tubo utilizado.


Para aplicações em linhas de ar comprimido, equipamentos e controles pneumáticos, instrumentação e outros.


Este tipo de conexão não exige preparação especial do tubo, por dispensar ferramentas na montagem, aperto manual, simples e fácil, proporciona economia de tempo de 90% resultando custo baixo e grande eficiência.


Luva Plástica		P/Tubo	União		P/Tubo	
		1/8 3/16 1/4 5/16 3/8 1/2			1/8 3/16 1/4 5/16 3/8 1/2	
06602			06622			
Flange		P/Tubo	Rosca	Tee União		P/Tubo
		1/8 3/16 1/4 5/16 3/8 1/2	5/16 x 24F. 3/8 x 24F. 7/16 x 24F. 1/2 x 24F. 9/16 x 24F. 11/16 x 10F			1/8 3/16 1/4 5/16 3/8 1/2
06612				06642		

Cotovelo União	P/Tubo
	1/8 3/16 1/4 5/16 3/8 1/2
06652	

Conector Fêmea	Tubo x Rosca	Tubo x Rosca
	1/8 x 1/8 NPT 1/8 x 1/4 NPT 3/16 x 1/8 NPT 3/16 x 1/4 NPT 1/4 x 1/8 NPT 1/4 x 1/4 NPT 1/4 x 3/8 NPT 1/4 x 1/2 NPT 5/16 x 1/8 NPT 5/16 x 1/4 NPT	5/16 x 3/8 NPT 3/8 x 1/8 NPT 3/8 x 1/4 NPT 3/8 x 3/8 NPT 3/8 x 1/2 NPT 1/2 x 1/4 NPT 1/2 x 3/8 NPT 1/2 x 1/2 NPT 1/2 x 3/4 NPT
06662		


Conector Macho	Tubo x Rosca	Tubo x Rosca
	1/8 x 1/8 NPT 1/8 x 1/4 NPT 3/16 x 1/8 NPT 3/16 x 1/4 NPT 1/4 x 1/8 NPT 1/4 x 1/4 NPT 1/4 x 3/8 NPT 1/4 x 1/2 NPT 5/16 x 1/8 NPT 5/16 x 1/4 NPT	5/16 x 3/8 NPT 5/16 x 1/2 NPT 3/8 x 1/8 NPT 3/8 x 1/4 NPT 3/8 x 3/8 NPT 3/8 x 1/2 NPT 1/2 x 1/4 NPT 1/2 x 3/8 NPT 1/2 x 1/2 NPT 1/2 x 3/4 NPT
06682		


Cotovelo Macho	Tubo x Rosca	Tubo x Rosca
	1/8 x 1/8 NPT 1/8 x 1/4 NPT 3/16 x 1/8 NPT 3/16 x 1/4 NPT 1/4 x 1/8 NPT 1/4 x 1/4 NPT 1/4 x 3/8 NPT 1/4 x 1/2 NPT 5/16 x 1/8 NPT 5/16 x 1/4 NPT	5/16 x 3/8 NPT 5/16 x 1/2 NPT 3/8 x 1/8 NPT 3/8 x 1/4 NPT 3/8 x 3/8 NPT 3/8 x 1/2 NPT 1/2 x 1/4 NPT 1/2 x 3/8 NPT 1/2 x 1/2 NPT 1/2 x 3/4 NPT
06692		

Cotovelo Fêmea	Tubo x Rosca	Tubo x Rosca
	1/8 x 1/8 NPT 1/8 x 1/4 NPT 3/16 x 1/8 NPT 3/16 x 1/4 NPT 1/4 x 1/8 NPT 1/4 x 1/4 NPT 1/4 x 3/8 NPT 1/4 x 1/2 NPT 5/16 x 1/8 NPT 5/16 x 1/4 NPT	5/16 x 3/8 NPT 5/16 x 1/2 NPT 3/8 x 1/8 NPT 3/8 x 1/4 NPT 3/8 x 3/8 NPT 3/8 x 1/2 NPT 1/2 x 1/4 NPT 1/2 x 3/8 NPT 1/2 x 1/2 NPT 1/2 x 3/4 NPT
06702		

Tee Macho Lateral	Tubo x Rosca
	1/8 x 1/8 NPT 3/16 x 1/8 NPT 3/16 x 1/4 NPT 1/4 x 1/8 NPT 1/4 x 1/4 NPT 1/4 x 3/8 NPT 5/16 x 1/8 NPT 5/16 x 1/4 NPT 3/8 x 1/8 NPT 3/8 x 1/4 NPT 3/8 x 3/8 NPT 3/8 x 1/2 NPT 1/2 x 1/4 NPT 1/2 x 3/8 NPT 1/2 x 1/2 NPT 1/2 x 3/4 NPT
06712	

Tee Macho Central	Tubo x Rosca
	1/8 x 1/8 NPT 3/16 x 1/8 NPT 3/16 x 1/4 NPT 1/4 x 1/8 NPT 1/4 x 1/4 NPT 1/4 x 3/8 NPT 5/16 x 1/8 NPT 5/16 x 1/4 NPT 3/8 x 1/8 NPT 3/8 x 1/4 NPT 3/8 x 3/8 NPT 3/8 x 1/2 NPT 1/2 x 1/4 NPT 1/2 x 3/8 NPT 1/2 x 1/2 NPT 1/2 x 3/4 NPT
06722	

Tee Fêmea Central	Tubo x Rosca
	1/4 x 1/8 NPT 1/4 x 1/4 NPT 1/4 x 3/8 NPT 5/16 x 1/8 NPT 5/16 x 1/4 NPT 3/8 x 1/8 NPT 3/8 x 1/4 NPT 3/8 x 3/8 NPT
06772	

União Painel	P/Tubo
	1/4 5/16 3/8 1/2
06822	

Conexões de Lubrificação

Conectores, uniões e flanges em latão CLA (Liga UNS - C3600 TM).


Tee e cotovelos forjados em latão (Liga UNS - C37700 - TM) que proporciona maior dureza e resistência contra golpes, choques mecânicos e vibrações, com absoluta inexistência de porosidade e trincas.


Flanges e anilhas em uma única peça. Quando há aperto da flange a anilha separa-se e fixa no tubo. Por ser de montagem simples e fácil proporciona economia de tempo de 80%, resultando baixo custo e grande eficiência.


Ideal para tubos de cobre, latão, alumínio, bundy, aço recozido e nylon desde que aplicado com insert para reforço.

Recomendado para pressão de trabalho de até 5000/pol².

Para aplicação em motores, equipamentos móveis, compressores de ar, locomotivas, equipamentos de terraplenagem, sistemas de lubrificação, controles hidráulicos, pneumáticos, laboratórios, instrumentação e outros.

Flange	P/Tubo	Rosca
 <p>07812</p>	1/8	5/16 x 24F.
	3/16	3/8 x 24F.
	1/4	7/16 x 24F.
	5/16	1/2 x 20F.
	3/8	9/16 x 20F.
	1/2	11/16 x 10F
	4 MM	M8p1
	6 MM	M10p1
	8 MM	1/2 x 20F
	10 MM	9/16 x 20F
	12 MM	11/16 x 16F



União	P/Tubo
 <p>07822</p>	1/8
	3/16
	1/4
	5/16
	3/8
	1/2
	4 MM
	6 MM
	8 MM
	10MM
	12MM



Tee União	P/Tubo
 <p>07842</p>	1/8
	3/16
	1/4
	5/16
	3/8
	1/2
	4 MM
	6 MM
	8 MM
	10MM
	12MM


Cotovelo União	P/Tubo
 <p>07852</p>	1/8
	3/16
	1/4
	5/16
	3/8
	1/2
	4 MM
	6 MM
	8 MM
	10MM
	12MM

Cotovelo Fêmea	Tubo x Rosca
 <p>07902</p>	3/16 x 1/4 NPT
	1/4 x 1/8 NPT
	1/4 x 1/4 NPT
	1/4 x 3/8 NPT
	5/16 x 1/4 NPT
	3/8 x 1/4 NPT
	1/2 x 3/8 NPT
	6 MM x 1/8 NPT
	6 MM x 1/4 NPT
	8 MM x 1/4 NPT
	10 MM x 1/4 NPT
	10 MM x 3/8 NPT
12 MM x 3/8 NPT	



Conector Fêmea	Tubo x Rosca	Tee Macho Lateral	Tubo x Rosca
 <p data-bbox="204 589 296 622">07862</p>	<p data-bbox="448 275 635 622"> 3/16 x 1/4 NPT 1/4 x 1/8 NPT 1/4 x 1/4 NPT 1/4 x 3/8 NPT 5/16 x 1/4 NPT 3/8 x 1/4 NPT 1/2 x 3/8 NPT 6 MM x 1/8 NPT 6 MM x 1/4 NPT 8 MM x 1/4 NPT 10 MM x 1/4 NPT 10 MM x 3/8 NPT 12 MM x 3/8 NPT </p>	 <p data-bbox="1066 589 1158 622">07912</p>	<p data-bbox="1321 275 1481 577"> 1/8 x 1/8 NPT 3/16 x 1/4 NPT 1/4 x 1/8 NPT 1/4 x 1/4 NPT 1/4 x 3/8 NPT 5/16 x 1/4 NPT 5/16 x 3/8 NPT 3/8 x 1/4 NPT 3/8 x 3/8 NPT 1/2 x 1/2 NPT 1/2 x 3/8 NPT </p>

Conector Macho	Tubo x Rosca	Tubo x Rosca	Tee Macho Central	Tubo x Rosca
 <p data-bbox="204 1104 296 1137">07882</p>	<p data-bbox="448 819 619 1160"> 1/8 x 1/8 NPT 3/16 x 1/8 NPT 3/16 x 1/4 NPT 1/4 x 1/8 NPT 1/4 x 1/4 NPT 1/4 x 3/8 NPT 5/16 x 1/8 NPT 5/16 x 1/4 NPT 3/8 x 1/4 NPT 3/8 x 3/8 NPT 1/2 x 1/4 NPT 1/2 x 3/8 NPT 1/2 x 1/2 NPT </p>	<p data-bbox="667 819 853 1160"> 4 MM x M8p1 4 MM x 1/8 NPT 6 MM x M10p1 6 MM x 1/8 NPT 6 MM x 1/4 NPT 8 MM x 1/8 NPT 8 MM x 1/4 NPT 8 MM x 3/8 NPT 10 MM x 1/4 NPT 10 MM x 3/8 NPT 12 MM x 1/4 NPT 12 MM x 3/8 NPT 12 MM x 1/2 NPT </p>	 <p data-bbox="1066 1104 1158 1137">07922</p>	<p data-bbox="1321 819 1481 1122"> 1/8 x 1/8 NPT 3/16 x 1/4 NPT 1/4 x 1/8 NPT 1/4 x 1/4 NPT 1/4 x 3/8 NPT 5/16 x 1/4 NPT 5/16 x 3/8 NPT 3/8 x 1/4 NPT 3/8 x 3/8 NPT 1/2 x 1/2 NPT 1/2 x 3/8 NPT </p>

Conector Macho	Tubo x Rosca	Tubo x Rosca
 <p data-bbox="204 1621 296 1655">07892</p>	<p data-bbox="448 1341 619 1682"> 1/8 x 1/8 NPT 3/16 x 1/8 NPT 3/16 x 1/4 NPT 1/4 x 1/8 NPT 1/4 x 1/4 NPT 1/4 x 3/8 NPT 5/16 x 1/8 NPT 5/16 x 1/4 NPT 3/8 x 1/4 NPT 3/8 x 3/8 NPT 1/2 x 1/4 NPT 1/2 x 3/8 NPT 1/2 x 1/2 NPT </p>	<p data-bbox="667 1341 853 1682"> 4 MM x M8p1 4 MM x 1/8 NPT 6 MM x M10p1 6 MM x 1/8 NPT 6 MM x 1/4 NPT 8 MM x 1/8 NPT 8 MM x 1/4 NPT 8 MM x 3/8 NPT 10 MM x 1/4 NPT 10 MM x 3/8 NPT 12 MM x 1/4 NPT 12 MM x 3/8 NPT 12 MM x 1/2 NPT </p>

Conexões de Alta Pressão

Conectores, uniões, flanges e anilhas em latão CLA (Liga UNS - C3600 TM).

Tee e cotovelos forjados em latão (Liga UNS - C37700 - TM) que proporciona maior dureza e resistência contra golpes, choques mecânicos e vibrações, com absoluta inexistência de porosidade e trincas.

Ideal para tubos de cobre, latão, alumínio, Bundy, aço recozido.

Recomendado para pressão de trabalho de até 5000/psi.

Para aplicação em instrumentação, indústria química, petroquímica, refinaria, equipamentos hidráulicos, pneumáticos, laboratórios e outras operações de condução de fluidos.

Este tipo de conexão não exige preparação especial do tubo, por ser de montagem simples e fácil, quanto ao aperto da flange, basta cobrir a rosca, que a vedação já no exato ponto de utilização, pode ser em processo visual, proporciona baixo custo e grande eficiência.

Junta	P/Tubo
-------	--------



08602

1/8
3/16
1/4
5/16
3/8
1/2
5/8
3/4
1

Porca	P/Tubo	Rosca
-------	--------	-------



08612

1/8
3/16
1/4
5/16
3/8
1/2
5/8
3/4
1

3/8 x 24F.
7/16 x 20F.
1/2 x 20F.
9/16 x 18F.
5/8 x 18F.
3/4 x 1/8F.
15/16 x 16F.
1 1/16 x 16F.
1 5/16 x 16F.

União	P/Tubo
-------	--------



08622

1/8
3/16
1/4
5/16
3/8
1/2
5/8
3/4
1

Tee União	P/Tubo
-----------	--------



08642

1/8
3/16
1/4
5/16
3/8
1/2
5/8
3/4
1







Cotovelo Macho	Tubo x Rosca
----------------	--------------



08692

1/8 x 1/8 NPT
3/16 x 1/8 NPT
1/4 x 1/8 NPT
1/4 x 1/4 NPT
1/4 x 3/8 NPT
5/16 x 1/8 NPT
5/16 x 1/4 NPT
3/8 x 1/4 NPT
3/8 x 3/8 NPT
3/8 x 1/2 NPT
1/2 x 3/8 NPT
1/2 x 1/2 NPT
5/8 x 1/2 NPT



Cotovelo União	P/Tubo	Cotovelo Fêmea	Tubo x Rosca
 08652	1/8 3/16 1/4 5/16 3/8 1/2 5/8 3/4 1	 08702	1/8 x 1/8 NPT 3/16 x 1/8 NPT 1/4 x 1/8 NPT 1/4 x 1/4 NPT 1/4 x 3/8 NPT 5/16 x 1/8 NPT 5/16 x 1/4 NPT 3/8 x 1/4 NPT 3/8 x 3/8 NPT 3/8 x 1/2 NPT 1/2 x 3/8 NPT 1/2 x 1/2 NPT 5/8 x 1/2 NPT
Conector Fêmea	Tubo x Rosca	Tee Macho Lateral	Tubo x Rosca
 08662	1/8 x 1/8 NPT 3/16 x 1/8 NPT 1/4 x 1/8 NPT 1/4 x 1/4 NPT 1/4 x 3/8 NPT 5/16 x 1/8 NPT 5/16 x 1/4 NPT 3/8 x 1/4 NPT 3/8 x 3/8 NPT 3/8 x 1/2 NPT 1/2 x 3/8 NPT 1/2 x 1/2 NPT	 08722	1/8 x 1/8 NPT 3/16 x 1/8 NPT 1/4 x 1/8 NPT 1/4 x 1/4 NPT 5/16 x 1/8 NPT 5/16 x 1/4 NPT 3/8 x 1/4 NPT 3/8 x 3/8 NPT 3/8 x 1/2 NPT 1/2 x 3/8 NPT 1/2 x 1/2 NPT
Conector Macho	Tubo x Rosca	Tee Macho Central	Tubo x Rosca
 08682	1/8 x 1/8 NPT 3/16 x 1/8 NPT 1/4 x 1/8 NPT 1/4 x 1/4 NPT 1/4 x 3/8 NPT 5/16 x 1/8 NPT 5/16 x 1/4 NPT 3/8 x 1/4 NPT 3/8 x 3/8 NPT 3/8 x 1/2 NPT 1/2 x 3/8 NPT 1/2 x 1/2 NPT 5/8 x 1/2 NPT	 08712	1/8 x 1/8 NPT 3/16 x 1/8 NPT 1/4 x 1/8 NPT 1/4 x 1/4 NPT 5/16 x 1/8 NPT 5/16 x 1/4 NPT 3/8 x 1/4 NPT 3/8 x 3/8 NPT 3/8 x 1/2 NPT 1/2 x 3/8 NPT 1/2 x 1/2 NPT

Conexões Dupla Anilha

Conectores, uniões, flanges e anilhas em latão CLA (Liga UNS - C3600 TM).


Tee e cotovelos forjados em latão (Liga UNS - C37700 - TM) que proporciona maior dureza e resistência contra golpes, choques mecânicos e vibrações, com absoluta inexistência de porosidade e trincas.



Ideal para tubos de cobre, latão, alumínio, Bundy, aço recozido.

Recomendado para pressão de trabalho de até 5000/pol².


Para aplicação em instrumentação, indústria química, petroquímica, refinaria, equipamentos hidráulicos, pneumáticos, laboratórios e outras operações de condução de fluidos.

Este tipo de conexão não exige preparação especial do tubo, por ser de montagem simples e fácil, quanto ao aperto da flange, basta cobrir a rosca, que a vedação já no exato ponto de utilização, pode ser em processo visual, proporciona baixo custo e grande eficiência.

Anilha Dianteira		P/Tubo
		1/8 3/16 1/4 5/16 3/8 1/2
D860D2		

Anilha Traseira	P/Tubo	Porca	P/Tubo	Rosca
	1/8 3/16 1/4 5/16 3/8 1/2		1/8 3/16 1/4 5/16 3/8 1/2	5/16 x 20F. 3/8 x 20F. 7/16 x 20F. 1/2 x 20F. 9/16 x 20F. 3/4 x 20F.
D860T2		D8612		


União	P/Tubo
	1/8 3/16 1/4 5/16 3/8 1/2
D8622	


Cotovelo Macho	Tubo x Rosca
	1/8 x 1/8 NPT 3/16 x 1/8 NPT 1/4 x 1/8 NPT 1/4 x 1/4 NPT 5/16 x 1/8 NPT 5/16 x 1/4 NPT 3/8 x 1/4 NPT 3/8 x 3/8 NPT 1/2 x 3/8 NPT 1/2 x 1/2 NPT
D8692	


Tee União	P/Tubo
	1/8 3/16 1/4 5/16 3/8 1/2
D8642	


Cotovelo Fêmea	Tubo x Rosca
	1/8 x 1/8 NPT 3/16 x 1/8 NPT 1/4 x 1/8 NPT 1/4 x 1/4 NPT 5/16 x 1/8 NPT 5/16 x 1/4 NPT 3/8 x 1/4 NPT 3/8 x 3/8 NPT 3/8 x 1/2 NPT 1/2 x 3/8 NPT 1/2 x 1/2 NPT
D870	

Cotovelo União	P/Tubo
	1/8 3/16 1/4 5/16 3/8 1/2
D8652	

Tee Macho Central	Tubo x Rosca
	1/8 x 1/8 NPT 3/16 x 1/8 NPT 1/4 x 1/8 NPT 1/4 x 1/4 NPT 5/16 x 1/8 NPT 5/16 x 1/4 NPT 3/8 x 1/4 NPT 3/8 x 3/8 NPT 1/2 x 3/8 NPT 1/2 x 1/2 NPT
D8712	

Conector Fêmea	Tubo x Rosca
	1/8 x 1/8 NPT 3/16 x 1/8 NPT 1/4 x 1/8 NPT 1/4 x 1/4 NPT 5/16 x 1/8 NPT 5/16 x 1/4 NPT 3/8 x 1/4 NPT 3/8 x 3/8 NPT 1/2 x 3/8 NPT 1/2 x 1/2 NPT
D8662	

Tee macho Lateral	Tubo x Rosca
	1/8 x 1/8 NPT 3/16 x 1/8 NPT 1/4 x 1/8 NPT 1/4 x 1/4 NPT 5/16 x 1/8 NPT 5/16 x 1/4 NPT 3/8 x 1/4 NPT 3/8 x 3/8 NPT 3/8 x 1/2 NPT 1/2 x 3/8 NPT 1/2 x 1/2 NPT
D8722	

Conector Macho	Tubo x Rosca
	1/8 x 1/8 NPT 3/16 x 1/8 NPT 1/4 x 1/8 NPT 1/4 x 1/4 NPT 5/16 x 1/8 NPT 5/16 x 1/4 NPT 3/8 x 1/4 NPT 3/8 x 3/8 NPT 3/8 x 1/2 NPT 1/2 x 3/8 NPT 1/2 x 1/2 NPT
D8682	

Conexões Freio Ar Milímetro

Conectores, uniões, flanges e anilhas em latão CLA (Liga UNS - C3600 TM).




Tee e cotovelos forjados em latão (Liga UNS - C37700 - TM) que proporciona maior dureza e resistência contra golpes, choques mecânicos e vibrações, com absoluta inexistência de porosidade e trincas.










Ideal para tubos de nylon simples ou reforçados desde que aplicados com insert para reforço do tubo, como também para utilização em tubo de cobre, latão, alumínio, Bundy, e aço recozido.



Recomendado para pressão de trabalho de até 400/pol².


Este tipo de conexão pode ser utilizado especialmente em sistemas de freio a ar, conforme normas internacionais de segurança com equipamentos originais.


Vedação de rosca métrica externa acompanhada de anel de encosto (em latão), e anel oring.

Anel de Encosto		P/Tubo			
		M10 M12 M14 M16 M18 M22			
09002					
Anilha	P/Tubo	Porca	P/Tubo	Rosca	
	4MM 6MM 8MM 10MM 11MM 12MM 14MM 15MM 16MM		4MM 6MM 8MM 10MM 11MM 12MM 14MM 15MM 16MM	M10p1,5 M12p1,5 M14p1,5 M16p1,5 M18p1,5 M20p1,5 M22p1,5	
09012		09022			

Conector Macho	Tubo x Rosca	Tubo x Rosca	Tee Macho Central	Tubo x Rosca
 09032	4MM x M6 6MM x M10 6MM x M12 6MM x M14 6MM x M16 6MM x M22 8MM x M10 8MM x M12 8MM x M14 8MM x M16	10MM x M12 10MM x M16 10MM x M22 12MM x M12 12MM x M16 12MM x M22 16MM x M12 16MM x M16 16MM x M22	 09102	6MM x M10 6MM x M12 6MM x M14 6MM x M16 8MM x M12 8MM x M14 8MM x M16 10MM x M12 10MM x M16 12MM x M12 12MM x M16 12MM x M22 16MM x M16 16MM x M22
União	P/Tubo			
 09042	4MM 6MM 8MM 10MM 11MM 12MM 14MM 15MM 16MM			
Contra Porca	P/Rosca			
 09052	M10 M12 M14 M16 M18 M22			
Cotovelo Macho	Tubo x Rosca	Tubo x Rosca	Tee Macho Lateral	Tubo x Rosca
 09062	4MM x M6 6MM x M10 6MM x M12 6MM x M14 6MM x M16 6MM x M22 8MM x M10 8MM x M12 8MM x M14 8MM x M16	10MM x M12 10MM x M16 10MM x M22 12MM x M12 12MM x M16 12MM x M22 16MM x M12 16MM x M16 16MM x M22	 09112	6MM x M10 6MM x M12 6MM x M14 6MM x M16 8MM x M12 8MM x M14 8MM x M16 10MM x M12 10MM x M16 12MM x M12 12MM x M16 12MM x M22 16MM x M16 16MM x M22
Cotovelo União	P/Tubo			
 09072	4MM 6MM 8MM 10MM 11MM 12MM 14MM 15MM 16MM			
			Tee União	P/Tubo
			 09122	4MM 6MM 8MM 10MM 11MM 12MM 14MM 15MM 16MM
			União Anteparo	Tubo x Rosca
			 09132	8MM x M16 10MM x 1/2 10MM x M16 10MM x M22 12MM x 1/2 12MM x M16 12MM x M22

Bujão Sextavado	P/Rosca	Insert	P/Tubo
 <p data-bbox="197 407 290 439">09152</p>	<p data-bbox="512 181 563 421">M8 M10 M12 M14 M16 M18 M20 M22 M24</p>	 <p data-bbox="1059 403 1152 434">09592</p>	<p data-bbox="1316 188 1484 427">4MM 6MM 8MM 10MM 11MM 12MM 14MM Usinado 15MM Usinado 16MM</p>

Adaptador M/F	Tubo x Rosca	Tubo x Rosca
 <p data-bbox="204 1128 296 1160">09162</p>	<p data-bbox="448 618 616 1151">M12 x 1/4 NPT M12 x M14 M12 x M16 M12 x M22 M14 x 1/8 NPT M14 x 1/4 NPT M14 x M16 M14 x M22 M16 x M12 M16 x M14 M16 x 1/4 NPT M16 x 3/8 NPT M16 x M16 M16 x M20 M16 x 1/2 NPT M16 x M22 M22 x M12 M22 x 1/4 NPT M22 x M16 M22 x 3/8 NPT</p>	<p data-bbox="676 618 844 1128">1/8 NPT x M10 1/8 NPT x M12 1/8 NPT x M14 1/8 NPT x M16 1/4 NPT x M10 1/4 BSP x M10 1/4 NPT x M12 1/4 BSP x M12 1/4 NPT x M14 1/4 NPT x M16 1/4 NPT x M22 3/8 NPT x M12 3/8 NPT x M16 3/8 NPT x M22 3/8 NPT x M26 1/2 NPT x M14 1/2 NPT x M16 1/2 NPT x M22 1/2 NPT x M26</p>

Conector Macho	Tubo x Rosca	Tubo x Rosca
 <p data-bbox="204 1590 296 1621">09182</p>	<p data-bbox="440 1344 632 1608">4MM x 1/8 NPT 6MM x 1/8 NPT 6MM x 1/4 NPT 6MM x 3/8 NPT 8MM x 1/8 NPT 8MM x 1/4 NPT 8MM x 3/8 NPT 8MM x 1/2 NPT 10 MM x 1/8 NPT 10 MM x 1/4 NPT</p>	<p data-bbox="668 1344 852 1608">10MM x 3/8 NPT 10MM x 1/2 NPT 12MM x 1/4 NPT 12MM x 3/8 NPT 12MM x 1/2 NPT 14MM x 1/4 NPT 14MM x 3/8 NPT 16MM x 1/4 NPT 16MM x 3/8 NPT 16MM x 1/2 NPT</p>

Conector Macho	Tubo x Rosca	Tubo x Rosca
 <p data-bbox="204 2051 296 2083">09192</p>	<p data-bbox="440 1803 632 2067">4MM x 1/8 NPT 6MM x 1/8 NPT 6MM x 1/4 NPT 6MM x 3/8 NPT 8MM x 1/8 NPT 8MM x 1/4 NPT 8MM x 3/8 NPT 8MM x 1/2 NPT 10 MM x 1/8 NPT 10 MM x 1/4 NPT</p>	<p data-bbox="668 1803 852 2067">10MM x 3/8 NPT 10MM x 1/2 NPT 12MM x 1/4 NPT 12MM x 3/8 NPT 12MM x 1/2 NPT 14MM x 1/4 NPT 14MM x 3/8 NPT 16MM x 1/4 NPT 16MM x 3/8 NPT 16MM x 1/2 NPT</p>

Conexões Tipo Ermeto



Conectores, uniões, porcas e anilhas em latão CLA (Liga UNS - C3600 TM).


Te e cotovelos forjados em latão (Liga UNS - C37700 - TM) que proporciona maior dureza e resistência contra golpes, choques mecânicos e vibrações, com absoluta inexistência de porosidade e trincas.


Ideal para tubos de cobre, latão, alumínio, Bundy e aço recozido.



Recomendado para pressão de trabalho de até 5000 a 7000 libras/pol².


Para aplicação em instrumentação, indústria, petroquímica, refinaria, hidráulicos, locomotivas, navios e etc.

Anilha	P/Tubo	Porca	P/Tubo	Rosca
 <p>12012</p>	4 MM	 <p>12022</p>	4 MM	M10p1
	5 MM		5 MM	M10p1
	6 e 6,4 MM		6 e 6,4 MM	M12p1,5
	8 MM		8 MM	M14p1,5
	9,5 e 10 MM		9,5 e 10 MM	M16p1,5
	12 e 12,7 MM		12 e 12,7 MM	M20p1,5
	14 MM		14 MM	M22p1,5
	15 MM		15 MM	M22p1,5
	16 MM		16 MM	M24p1,5
	18 MM		18 MM	M26p1,5
	19 MM		19 MM	M28p1,5
	20 MM		20 MM	M30p2
	22 MM		22 MM	M30p2
	25 e 25,4 MM		25 e 25,4 MM	M34p2
	28 MM		28 MM	M38p2
30 e 32 MM	30 e 32 MM	M42p2		
35 MM	35 MM	M45p2		
38 MM	38 MM	M48p2		
42 MM	42 MM	M52p2		



União Macho	Tubo x Rosca	Tubo x Rosca	Tubo x Rosca
 <p>12032</p>	4MM x 1/8 NPT	12 e 12,7MM x 3/8 NPT	20MM x 3/8 NPT
	4MM x 1/4 NPT	12 e 12,7MM x 1/2 NPT	20MM x 1/2 NPT
	5MM x 1/8 NPT	12 e 12,7MM x 3/4 NPT	20MM x 3/4 NPT
	5MM x 1/4 NPT	14 e 15MM x 1/4 NPT	22MM x 1/2 NPT
	6 e 6,4MM x 1/8 NPT	14 e 15MM x 3/8 NPT	22MM x 3/4 NPT
	6 e 6,4MM x 1/4 NPT	14 e 15MM x 1/2 NPT	22MM x 1 NPT
	6 e 6,4MM x 3/8 NPT	16MM x 1/4 NPT	25 e 25,4MM x 3/4 NPT
	6 e 6,4MM x 1/2 NPT	16MM x 3/8 NPT	25 e 25,4MM x 1 NPT
	8MM x 1/8 NPT	16MM x 1/2 NPT	28MM x 3/4 NPT
	8MM x 1/4 NPT	16MM x 3/4 NPT	28MM x 1 NPT
	8MM x 3/8 NPT	18MM x 3/8 NPT	30 e 32MM x 1 NPT
	8MM x 1/2 NPT	18MM x 1/2 NPT	30 x 32MM x 1 1/4 NPT
	9,5 e 10MM x 1/8 NPT	18MM x 3/4 NPT	35MM x 1 NPT
	9,5 e 10MM x 1/4 NPT	19MM x 3/8 NPT	35MM x 1 1/4 NPT
	9,5 e 10MM x 3/8 NPT	19MM x 1/2 NPT	38MM x 1 1/2 NPT
	9,5 e 10MM x 1/2 NPT	19MM x 3/4 NPT	42MM x 1 1/2 NPT


União Macho	Tubo x Rosca	Tubo x Rosca	Tubo x Rosca
 <p>1203B2</p>	4MM x 1/8 BSP	12 e 12,7MM x 3/8 BSP	20MM x 3/8 BSP
	4MM x 1/4 BSP	12 e 12,7MM x 1/2 BSP	20MM x 1/2 BSP
	5MM x 1/8 BSP	12 e 12,7MM x 3/4 BSP	20MM x 3/4 BSP
	5MM x 1/4 BSP	14 e 15MM x 1/4 BSP	22MM x 1/2 BSP
	6 e 6,4MM x 1/8 BSP	14 e 15MM x 3/8 BSP	22MM x 3/4 BSP
	6 e 6,4MM x 1/4 BSP	14 e 15MM x 1/2 BSP	22MM x 1 BSP
	6 e 6,4MM x 3/8 BSP	16MM x 1/4 BSP	25 e 25,4MM x 3/4 BSP
	6 e 6,4MM x 1/2 BSP	16MM x 3/8 BSP	25 e 25,4MM x 1 BSP
	8MM x 1/8 BSP	16MM x 1/2 BSP	28MM x 3/4 BSP
	8MM x 1/4 BSP	16MM x 3/4 BSP	28MM x 1 BSP
	8MM x 3/8 BSP	18MM x 3/8 BSP	30 e 32MM x 1 BSP
	8MM x 1/2 BSP	18MM x 1/2 BSP	30 x 32MM x 1 1/4 BSP
	9,5 e 10MM x 1/8 BSP	18MM x 3/4 BSP	35MM x 1 BSP
	9,5 e 10MM x 1/4 BSP	19MM x 3/8 BSP	35MM x 1 1/4 BSP
	9,5 e 10MM x 3/8 BSP	19MM x 1/2 BSP	38MM x 1 1/2 BSP
9,5 x 10MM x 1/2 BSP	19MM x 3/4 BSP	42MM x 1 1/2 BSP	

União	P/Tubo	União Fêmea	Tubo x Rosca	Tubo x Rosca
 <p>12042</p>	4 MM	 <p>12052</p>	4MM x 1/8	16MM x 3/4
	5 MM		4MM x 1/4	18MM x 3/8
	6 e 6,4 MM		5MM x 1/8	18MM x 1/2
	8 MM		5MM x 1/4	19MM x 1/2
	9,5 e 10 MM		6 e 6,4MM x 1/8	19MM x 3/4
	12 e 12,7 MM		6 e 6,4MM x 1/4	20MM x 1/2
	14 MM		6 e 6,4MM x 3/8	20MM x 3/4
	15 MM		8MM x 1/8	22MM x 3/4
	16 MM		8MM x 1/4	22MM x 1
	18 MM		8MM x 3/8	25 e 25,4MM x 3/4
	19 MM		9,5 e 10MM x 1/8	25 e 25,4 x 1
			9,5 e 10MM x 1/4	28MM x 3/4
			12 e 12,7MM x 3/8	28MM x 1
			12 e 12,7MM x 1/2	30 e 32MM x 1
			12 e 12,7MM x 3/4	30 e 32MM x 1 1/4
	14 e 15MM x 3/8	35 MM x 1		
	14 e 15MM x 1/2	35MM x 1 1/4		
	14 e 15MM x 3/4	38MM x 1 1/4		
	16MM x 3/8	38MM x 1 1/2		
	16MM x 1/2	42MM x 1 1/2		


Joelho Macho	Tubo x Rosca	Tubo x Rosca	Tubo x Rosca
 <p>12062</p>	4MM x 1/8 NPT	12 e 12,7MM x 3/8 NPT	20MM x 3/8 NPT
	4MM x 1/4 NPT	12 e 12,7MM x 1/2 NPT	20MM x 1/2 NPT
	5MM x 1/8 NPT	12 e 12,7MM x 3/4 NPT	20MM x 3/4 NPT
	5MM x 1/4 NPT	14 e 15MM x 1/4 NPT	22MM x 1/2 NPT
	6 e 6,4MM x 1/8 NPT	14 e 15MM x 3/8 NPT	22MM x 3/4 NPT
	6 e 6,4MM x 1/4 NPT	14 e 15MM x 1/2 NPT	22MM x 1 NPT
	6 e 6,4MM x 3/8 NPT	16MM x 1/4 NPT	25 e 25,4MM x 3/4 NPT
	6 e 6,4MM x 1/2 NPT	16MM x 3/8 NPT	25 e 25,4MM x 1 NPT
	8MM x 1/8 NPT	16MM x 1/2 NPT	28MM x 3/4 NPT
	8MM x 1/4 NPT	16MM x 3/4 NPT	28MM x 1 NPT
	8MM x 3/8 NPT	18MM x 3/8 NPT	30 e 32MM x 1 NPT
	8MM x 1/2 NPT	18MM x 1/2 NPT	30 x 32MM x 1 1/4 NPT
	9,5 e 10MM x 1/8 NPT	18MM x 3/4 NPT	35MM x 1 NPT
	9,5 e 10MM x 1/4 NPT	19MM x 3/8 NPT	35MM x 1 1/4 NPT
	9,5 e 10MM x 3/8 NPT	19MM x 1/2 NPT	38MM x 1 1/2 NPT
9,5 x 10MM x 1/2 NPT	19MM x 3/4 NPT	42MM x 1 1/2 NPT	


Joelho Macho	Tubo x Rosca	Tubo x Rosca	Tubo x Rosca
 <p>1206B2</p>	4MM x 1/8 BSP	12 e 12,7MM x 3/8 BSP	20MM x 3/8 BSP
	4MM x 1/4 BSP	12 e 12,7MM x 1/2 BSP	20MM x 1/2 BSP
	5MM x 1/8 BSP	12 e 12,7MM x 3/4 BSP	20MM x 3/4 BSP
	5MM x 1/4 BSP	14 e 15MM x 1/4 BSP	22MM x 1/2 BSP
	6 e 6,4MM x 1/8 BSP	14 e 15MM x 3/8 BSP	22MM x 3/4 BSP
	6 e 6,4MM x 1/4 BSP	14 e 15MM x 1/2 BSP	22MM x 1 BSP
	6 e 6,4MM x 3/8 BSP	16MM x 1/4 BSP	25 e 25,4MM x 3/4 BSP
	6 e 6,4MM x 1/2 BSP	16MM x 3/8 BSP	25 e 25,4MM x 1 BSP
	8MM x 1/8 BSP	16MM x 1/2 BSP	28MM x 3/4 BSP
	8MM x 1/4 BSP	16MM x 3/4 BSP	28MM x 1 BSP
	8MM x 3/8 BSP	18MM x 3/8 BSP	30 e 32MM x 1 BSP
	8MM x 1/2 BSP	18MM x 1/2 BSP	30 x 32MM x 1 1/4 BSP
	9,5 e 10MM x 1/8 BSP	18MM x 3/4 BSP	35MM x 1 BSP
	9,5 e 10MM x 1/4 BSP	19MM x 3/8 BSP	35MM x 1 1/4 BSP
	9,5 e 10MM x 3/8 BSP	19MM x 1/2 BSP	38MM x 1 1/2 BSP
9,5 x 10MM x 1/2 BSP	19MM x 3/4 BSP	42MM x 1 1/2 BSP	

Joelho União	P/Tubo	Tee Macho Central	Tubo x Rosca	Tubo x Rosca
 <p>12072</p>	4 MM	 <p>12102</p>	4MM x 1/8 NPT	16MM x 3/4 NPT
	5 MM		4MM x 1/4 NPT	18MM x 3/8 NPT
	6 e 6,4 MM		5MM x 1/8 NPT	18MM x 1/2 NPT
	8 MM		5MM x 1/4 NPT	19MM x 1/2 NPT
	9,5 e 10 MM		6 e 6,4MM x 1/8	19MM x 3/4 NPT
	12 e 12,7 MM		6 e 6,4MM x 1/4	20MM x 1/2 NPT
	14 MM		6 e 6,4MM x 3/8	20MM x 3/4 NPT
	15 MM		8MM x 1/8 NPT	22MM x 3/4 NPT
	16 MM		8MM x 1/4 NPT	22MM x 1 NPT
	18 MM		8MM x 3/8 NPT	25 e 25,4MM x 3/4
	19 MM		9,5 e 10MM x 1/8	25 e 25,4 x 1 NPT
	20 MM		9,5 e 10MM x 1/4	28MM x 3/4 NPT
	22 MM		12 e 12,7MM x 3/8	28MM x 1 NPT
	25 e 25,4 MM		12 e 12,7MM x 1/2	30 e 32MM x 1 NPT
	28 MM		12 e 12,7MM x 3/4	30 e 32MM x 1 1/4
30 e 32 MM	14 e 15MM x 3/8	35 MM x 1 NPT		
35 MM	14 e 15MM x 1/2	35MM x 1 1/4 NPT		
38 MM	14 e 15MM x 3/4	38MM x 1 1/4 NPT		
42 MM	16MM x 3/8 NPT	38MM x 1 1/2 NPT		
	16MM x 1/2 NPT	42MM x 1 1/2 NPT		

Tee Macho Central	Tubo x Rosca	Tubo x Rosca
 <p>1210B2</p>	4MM x 1/8 BSP	16MM x 3/4 BSP
	4MM x 1/4 BSP	18MM x 3/8 BSP
	5MM x 1/8 BSP	18MM x 1/2 BSP
	5MM x 1/4 BSP	19MM x 1/2 BSP
	6 e 6,4MM x 1/8 BSP	19MM x 3/4 BSP
	6 e 6,4MM x 1/4 BSP	20MM x 1/2 BSP
	6 e 6,4MM x 3/8 BSP	20MM x 3/4 BSP
	8MM x 1/8 BSP	22MM x 3/4 BSP
	8MM x 1/4 BSP	22MM x 1 BSP
	8MM x 3/8 BSP	25 e 25,4MM x 3/4 BSP
	9,5 e 10MM x 1/8 BSP	25 e 25,4 x 1 BSP
	9,5 e 10MM x 1/4 BSP	28MM x 3/4 BSP
	12 e 12,7MM x 3/8 BSP	28MM x 1 BSP
	12 e 12,7MM x 1/2 BSP	30 e 32MM x 1 BSP
	12 e 12,7MM x 3/4 BSP	30 e 32MM x 1 1/4 BSP
14 e 15MM x 3/8 BSP	35 MM x 1 BSP	
14 e 15MM x 1/2 BSP	35MM x 1 1/4 BSP	
14 e 15MM x 3/4 BSP	38MM x 1 1/4 BSP	
16MM x 3/8 BSP	38MM x 1 1/2 BSP	
16MM x 1/2 BSP	42MM x 1 1/2 BSP	

Tee Macho Lateral	Tubo x Rosca	Tubo x Rosca
 <p>12112</p>	4MM x 1/8 NPT	16MM x 3/4 NPT
	4MM x 1/4 NPT	18MM x 3/8 NPT
	5MM x 1/8 NPT	18MM x 1/2 NPT
	5MM x 1/4 NPT	19MM x 1/2 NPT
	6 e 6,4MM x 1/8 NPT	19MM x 3/4 NPT
	6 e 6,4MM x 1/4 NPT	20MM x 1/2 NPT
	6 e 6,4MM x 3/8 NPT	20MM x 3/4 NPT
	8MM x 1/8 NPT	22MM x 3/4 NPT
	8MM x 1/4 NPT	22MM x 1 NPT
	8MM x 3/8 NPT	25 e 25,4MM x 3/4 NPT
	9,5 e 10MM x 1/8 NPT	25 e 25,4 x 1 NPT
	9,5 e 10MM x 1/4 NPT	28MM x 3/4 NPT
	12 e 12,7MM x 3/8 NPT	28MM x 1 NPT
	12 e 12,7MM x 1/2 NPT	30 e 32MM x 1 NPT
	12 e 12,7MM x 3/4 NPT	30 e 32MM x 1 1/4 NPT
	14 e 15MM x 3/8 NPT	35 MM x 1 NPT
	14 e 15MM x 1/2 NPT	35MM x 1 1/4 NPT
	14 e 15MM x 3/4 NPT	38MM x 1 1/4 NPT
	16MM x 3/8 NPT	38MM x 1 1/2 NPT
	16MM x 1/2 NPT	42MM x 1 1/2 NPT

Tee Macho Lateral	Tubo x Rosca	Tubo x Rosca
 <p>1211B2</p>	4MM x 1/8 BSP	16MM x 3/4 BSP
	4MM x 1/4 BSP	18MM x 3/8 BSP
	5MM x 1/8 BSP	18MM x 1/2 BSP
	5MM x 1/4 BSP	19MM x 1/2 BSP
	6 e 6,4MM x 1/8 BSP	19MM x 3/4 BSP
	6 e 6,4MM x 1/4 BSP	20MM x 1/2 BSP
	6 e 6,4MM x 3/8 BSP	20MM x 3/4 BSP
	8MM x 1/8 BSP	22MM x 3/4 BSP
	8MM x 1/4 BSP	22MM x 1 BSP
	8MM x 3/8 BSP	25 e 25,4MM x 3/4 BSP
	9,5 e 10MM x 1/8 BSP	25 e 25,4 x 1 BSP
	9,5 e 10MM x 1/4 BSP	28MM x 3/4 BSP
	12 e 12,7MM x 3/8 BSP	28MM x 1 BSP
	12 e 12,7MM x 1/2 BSP	30 e 32MM x 1 BSP
	12 e 12,7MM x 3/4 BSP	30 e 32MM x 1 1/4 BSP
	14 e 15MM x 3/8 BSP	35 MM x 1 BSP
	14 e 15MM x 1/2 BSP	35MM x 1 1/4 BSP
	14 e 15MM x 3/4 BSP	38MM x 1 1/4 BSP
	16MM x 3/8 BSP	38MM x 1 1/2 BSP
	16MM x 1/2 BSP	42MM x 1 1/2 BSP

Tee União	P/Tubo
 <p>12122</p>	4 MM
	5 MM
	6 e 6,4 MM
	8 MM
	9,5 e 10 MM
	12 e 12,7 MM
	14 MM
	15 MM
	16 MM
	18 MM
	19 MM
	20 MM
	22 MM
	25 e 25,4 MM
	28 MM
30 e 32 MM	
35 MM	
38 MM	
42 MM	

Conexões Instantâneas Latão Polegada





Uniões e plugs em latão CLA (Liga UNS - C3600 TM).


Tees e cotovelos forjados em latão (Liga UNS - C37700 - TM).

Ideal para tubos de nylon, polietileno, cobre recozido mole e tubos de alumínio mole, Vedação em anéis de o'ring.


Recomendado para pressão de trabalho de até 750/pol², ou pressão máxima do tubo plástico.

Não necessita uso de ferramentas bastando apenas empurrar o tubo para dentro. Para soltar segure a luva frezada e puxe o tubo. Não possui partes em material plástico, quanto maior a tração do tubo, melhor a fixação.

Conector Macho		Tubo x Rosca	União		P/Tubo
 <p>15032</p>		1/4 x 1/8 NPT 1/4 x 1/4 NPT 1/4 x 3/8 NPT 1/4 x 1/2 NPT 5/16 x 1/8 NPT 5/16 x 1/4 NPT 5/16 x 3/8 NPT 5/16 x 1/2 NPT 3/8 x 1/8 NPT 3/8 x 1/4 NPT 3/8 x 3/8 NPT 3/8 x 1/2 NPT 1/2 x 1/4 NPT 1/2 x 3/8 NPT 1/2 x 1/2 NPT	 <p>15042</p>		1/4 5/16 3/8 1/2
União Redução		P/Tubo	Conector Fêmea		Tubo x Rosca
 <p>1504R2</p>		5/16 x 1/4 3/8 x 1/4 3/8 x 5/16 1/2 x 1/4 1/2 x 5/16 1/2 x 3/8	 <p>15052</p>		1/4 x 1/8 NPT 1/4 x 1/4 NPT 1/4 x 3/8 NPT 1/4 x 1/2 NPT 5/16 x 1/8 NPT 5/16 x 1/4 NPT 5/16 x 3/8 NPT 5/16 x 1/2 NPT 3/8 x 1/8 NPT 3/8 x 1/4 NPT 3/8 x 3/8 NPT 3/8 x 1/2 NPT 1/2 x 1/4 NPT 1/2 x 3/8 NPT 1/2 x 1/2 NPT

Cotovelo Macho Fixo	Tubo x Rosca	Tubo x Rosca
 15062	1/4 x 1/8 NPT	3/8 x 1/8 NPT
	1/4 x 1/4 NPT	3/8 x 1/4 NPT
	1/4 x 3/8 NPT	3/8 x 3/8 NPT
	1/4 x 1/2 NPT	3/8 x 1/2 NPT
	5/16 x 1/8 NPT	1/2 x 1/4 NPT
	5/16 x 1/4 NPT	1/2 x 3/8 NPT
	5/16 x 3/8 NPT	1/2 x 1/2 NPT
	5/16 x 1/2 NPT	

Tee M. Central Giratório	Tubo x Rosca
 1510G2	1/4 x 1/8 NPT
	1/4 x 1/4 NPT
	1/4 x 3/8 NPT
	1/4 x 1/2 NPT
	5/16 x 1/8 NPT
	5/16 x 1/4 NPT
	5/16 x 3/8 NPT
	5/16 x 1/2 NPT
	3/8 x 1/8 NPT
	3/8 x 1/4 NPT
	3/8 x 3/8 NPT
	3/8 x 1/2 NPT
	1/2 x 1/4 NPT
	1/2 x 3/8 NPT
1/2 x 1/2 NPT	

Cotovelo M. Giratório	Tubo x Rosca	Tubo x Rosca
 1506G2	1/4 x 1/8 NPT	3/8 x 1/8 NPT
	1/4 x 1/4 NPT	3/8 x 1/4 NPT
	1/4 x 3/8 NPT	3/8 x 3/8 NPT
	1/4 x 1/2 NPT	3/8 x 1/2 NPT
	5/16 x 1/8 NPT	1/2 x 1/4 NPT
	5/16 x 1/4 NPT	1/2 x 3/8 NPT
	5/16 x 3/8 NPT	1/2 x 1/2 NPT
	5/16 x 1/2 NPT	










Tee M. Lateral Fixo	Tubo x Rosca
 15112	1/4 x 1/8 NPT
	1/4 x 1/4 NPT
	1/4 x 3/8 NPT
	1/4 x 1/2 NPT
	5/16 x 1/8 NPT
	5/16 x 1/4 NPT
	5/16 x 3/8 NPT
	5/16 x 1/2 NPT
	3/8 x 1/8 NPT
	3/8 x 1/4 NPT
	3/8 x 3/8 NPT
	3/8 x 1/2 NPT
	1/2 x 1/4 NPT
	1/2 x 3/8 NPT
1/2 x 1/2 NPT	

Cotovelo União	P/Tubo
 15072	1/4
	5/16
	3/8
	1/2

Tee M. Lateral Giratório	Tubo x Rosca
 1511G2	1/4 x 1/8 NPT
	1/4 x 1/4 NPT
	1/4 x 3/8 NPT
	1/4 x 1/2 NPT
	5/16 x 1/8 NPT
	5/16 x 1/4 NPT
	5/16 x 3/8 NPT
	5/16 x 1/2 NPT
	3/8 x 1/8 NPT
	3/8 x 1/4 NPT
	3/8 x 3/8 NPT
	3/8 x 1/2 NPT
	1/2 x 1/4 NPT
	1/2 x 3/8 NPT
1/2 x 1/2 NPT	

Tee M. Central Fixo	Tubo x Rosca
 15102	1/4 x 1/8 NPT
	1/4 x 1/4 NPT
	1/4 x 3/8 NPT
	1/4 x 1/2 NPT
	5/16 x 1/8 NPT
	5/16 x 1/4 NPT
	5/16 x 3/8 NPT
	5/16 x 1/2 NPT
	3/8 x 1/8 NPT
	3/8 x 1/4 NPT
	3/8 x 3/8 NPT
	3/8 x 1/2 NPT
	1/2 x 1/4 NPT
	1/2 x 3/8 NPT
1/2 x 1/2 NPT	

Tee União	P/Tubo
 15122	1/4
	5/16
	3/8
	1/2

Conector Macho	Tubo x Rosca	Cotovelo M. Giratório	Tubo x Rosca	Tubo x Rosca
 1503B2	6MM x 1/8 BSP 6MM x 1/4 BSP 6MM x 3/8 BSP 6MM x 1/2 BSP 8MM x 1/8 BSP 8MM x 1/4 BSP 8MM x 3/8 BSP 10MM x 1/8 BSP 10MM x 1/4 BSP 10MM x 3/8 BSP 10MM x 1/2 BSP 12MM x 1/4 BSP 12MM x 3/8 BSP 12MM x 1/2 BSP	 1506GB2	6MM x 1/8 BSP 6MM x 1/4 BSP 6MM x 3/8 BSP 6MM x 1/2 BSP 8MM x 1/8 BSP 8MM x 1/4 BSP 8MM x 1/2 BSP 8MM x 3/8 BSP	10MM x 1/8 BSP 10MM x 1/4 BSP 10MM x 3/8 BSP 10MM x 1/2 BSP 12MM x 1/4 BSP 12MM x 3/8 BSP 12MM x 1/2 BSP
União	P/Tubo	Cotovelo União	P/Tubo	
 15042	6MM 8MM 10MM 12MM 16MM	 15072	6MM 8MM 10MM 12MM 16MM	
União Redução	P/Tubo	Tee M. Central Giratório	Tubo x Rosca	
 1504R2	8MM x 6MM 10MM x 6MM 10MM x 8MM 12MM x 8MM 12MM x 10MM	 1510GB2	6MM x 1/8 BSP 6MM x 1/4 BSP 8MM x 1/8 BSP 8MM x 1/4 BSP 10MM x 1/8 BSP 10MM x 1/4 BSP 10MM x 3/8 BSP 12MM x 1/4 BSP 12MM x 3/8 BSP 12MM x 1/2 BSP	
Conector Fêmea	Tubo x Rosca	Tee M. Lateral Giratório	Tubo x Rosca	
 1505B2	6MM x 1/8 BSP 6MM x 1/4 BSP 6MM x 3/8 BSP 6MM x 1/2 BSP 8MM x 1/8 BSP 8MM x 1/4 BSP 8MM x 3/8 BSP 10MM x 1/8 BSP 10MM x 1/4 BSP 10MM x 3/8 BSP 10MM x 1/2 BSP 12MM x 1/4 BSP 12MM x 3/8 BSP 12MM x 1/2 BSP	 1511GB2	6MM x 1/8 BSP 6MM x 1/4 BSP 8MM x 1/8 BSP 8MM x 1/4 BSP 10MM x 1/8 BSP 10MM x 1/4 BSP 10MM x 3/8 BSP 12MM x 1/4 BSP 12MM x 3/8 BSP 12MM x 1/2 BSP	
		Tee União	P/Tubo	
		 15122	6MM 8MM 10MM 12MM 16MM	







Conexões Instantâneas Plásticas Polegada

As Conexões instantâneas (plásticas) são indicadas para automação pneumática.


Usadas em varias medidas de tubos em polegada com rosca BSP ou BSPT. Mesmo após a instalação, o sentido de tubo pode ser mudado livremente.

Recebem tratamento de banho níquel as peças metálicas.

Recomendado para pressão de trabalho de até 0 a 150 libras/pol², suportam temperaturas entre 0 a 60°C.

Conector Macho	Tubo x Rosca	Conector Fêmea	Tubo x Rosca
 16032 (PC)	1/4 x 1/8 NPT 1/4 x 1/4 NPT 1/4 x 3/8 NPT 5/16 x 1/8 NPT 5/16 x 1/4 NPT 5/16 x 3/8 NPT 3/8 x 1/8 NPT 3/8 x 1/4 NPT 3/8 x 3/8 NPT 3/8 x 1/2 NPT 1/2 x 1/4 NPT 1/2 x 3/8 NPT 1/2 x 1/2 NPT	 16052 (PCF)	1/4 x 1/8 NPT 1/4 x 1/4 NPT 1/4 x 3/8 NPT 5/16 x 1/8 NPT 5/16 x 1/4 NPT 5/16 x 3/8 NPT 3/8 x 1/8 NPT 3/8 x 1/4 NPT 3/8 x 3/8 NPT 3/8 x 1/2 NPT 1/2 x 1/4 NPT 1/2 x 3/8 NPT 1/2 x 1/2 NPT
União	P/Tubo	Cotovelo Macho	Tubo x Rosca
 16042 (PUC)	1/4 5/16 3/8 1/2	 1606G2 (PL)	1/4 x 1/8 NPT 1/4 x 1/4 NPT 1/4 x 3/8 NPT 5/16 x 1/8 NPT 5/16 x 1/4 NPT 5/16 x 3/8 NPT 3/8 x 1/8 NPT 3/8 x 1/4 NPT 3/8 x 3/8 NPT 3/8 x 1/2 NPT 1/2 x 1/4 NPT 1/2 x 3/8 NPT 1/2 x 1/2 NPT
União Redução	P/Tubo	Cotovelo União	P/Tubo
 1604R2 (PG)	5/16 x 1/4 3/8 x 1/4 3/8 x 5/16 1/2 x 1/4 1/2 x 5/16 1/2 x 3/8	 16072 (PUL)	1/4 5/16 3/8 1/2

Tee M. Central Gir.	Tubo x Rosca	Y Macho Giratório	Tubo x Rosca
 <p>16102 (PT)</p>	1/4 x 1/8 NPT 1/4 x 1/4 NPT 1/4 x 3/8 NPT 5/16 x 1/8 NPT 5/16 x 1/4 NPT 5/16 x 3/8 NPT 3/8 x 1/8 NPT 3/8 x 1/4 NPT 3/8 x 3/8 NPT 3/8 x 1/2 NPT 1/2 x 1/4 NPT 1/2 x 3/8 NPT 1/2 x 1/2 NPT	 <p>16132 (PWT)</p>	1/4 x 1/8 NPT 1/4 x 1/4 NPT 1/4 x 3/8 NPT 5/16 x 1/8 NPT 5/16 x 1/4 NPT 5/16 x 3/8 NPT 3/8 x 1/8 NPT 3/8 x 1/4 NPT 3/8 x 3/8 NPT 3/8 x 1/2 NPT 1/2 x 1/4 NPT 1/2 x 3/8 NPT 1/2 x 1/2 NPT
Tee M. Laterl Gir.	Tubo x Rosca	Y União	P/Tubo
 <p>16112 (PT)</p>	1/4 x 1/8 NPT 1/4 x 1/4 NPT 1/4 x 3/8 NPT 5/16 x 1/8 NPT 5/16 x 1/4 NPT 5/16 x 3/8 NPT 3/8 x 1/8 NPT 3/8 x 1/4 NPT 3/8 x 3/8 NPT 3/8 x 1/2 NPT 1/2 x 1/4 NPT 1/2 x 3/8 NPT 1/2 x 1/2 NPT	 <p>16142 (PY)</p>	1/4 5/16 3/8 1/2
Tee União	P/Tubo	Y União Redução	P/Tubo
 <p>16122 (PUT)</p>	1/4 5/16 3/8 1/2	 <p>1614R2 (PW)</p>	5/16 x 1/4 3/8 x 1/4 3/8 x 5/16 1/2 x 5/16 1/2 x 3/8
Tee União Redução	P/Tubo	União Painel	P/Tubo
 <p>1612R2 (PTG)</p>	5/16 x 1/4 3/8 x 1/4 3/8 x 5/16 1/2 x 5/16 1/2 x 3/8	 <p>16152 (PMM)</p>	1/4 5/16 3/8 1/2


Passa Painel	Tubo x Rosca
	1/4 x 1/8 NPT 1/4 x 1/4 NPT 1/4 x 3/8 NPT 5/16 x 1/8 NPT 5/16 x 1/4 NPT 5/16 x 3/8 NPT 3/8 x 1/8 NPT 3/8 x 1/4 NPT 3/8 x 3/8 NPT 3/8 x 1/2 NPT 1/2 x 1/4 NPT 1/2 x 3/8 NPT 1/2 x 1/2 NPT
16162 (PMF)	


Silenciador Mini	P/Tubo
	1/4 5/16 3/8 1/2
16182 (BSLM)	

Cruzeta União	P/Tubo
	1/4 5/16 3/8 1/2
16172 (PZA)	

Silenciador Cônico	P/Tubo
	1/4 5/16 3/8 1/2
16232 (BSL)	

Conexões Instantâneas Plásticas Milimetro - BSP e BSPT


Regulador de Fluxo	Tubo x Rosca
	1/4 x 1/8 NPT 1/4 x 1/4 NPT 1/4 x 3/8 NPT 5/16 x 1/8 NPT 5/16 x 1/4 NPT 5/16 x 3/8 NPT 3/8 x 1/8 NPT 3/8 x 1/4 NPT 3/8 x 3/8 NPT 3/8 x 1/2 NPT 1/2 x 1/4 NPT 1/2 x 3/8 NPT 1/2 x 1/2 NPT
16202 (NSE)	


Conector Macho	Tubo x Rosca	Tubo x Rosca
	4MM x M5p0,8 4MM x M6p0,8 4MM x 1/8 4MM x 1/4 4MM x 3/8 6MM x M5p0,8 6MM x M6p0,8 6MM x 1/8 6MM x 1/4 6MM x 3/8 6MM x 1/2 8MM x 1/8	8MM x 1/4 8MM x 3/8 8MM x 1/2 10MM x 1/8 10MM x 1/4 10MM x 3/8 10MM x 1/2 12MM x 1/4 12MM x 3/8 12MM x 1/2 16MM x 3/8 16MM x 1/2
16032 e 1603B2 (PC)		


Regulador TB/TB	P/Tubo
	1/4 5/16 3/8 1/2
16212 (NSF)	


União	P/Tubo
	4MM 6MM 8MM 10MM 12MM 16MM
16042 (PUC)	

União Redução	P/Tubo
	6MM x 4MM 8MM x 6MM 10MM x 6MM 10MM x 8MM 12MM x 8MM 12MM x 10MM 16MM x 10MM 16MM x 12MM
1604R2 (PG)	

Tee M. Central Gir.	Tubo x Rosca	Tubo x Rosca
	4MM x 1/8 4MM x 1/4 6MM x 1/8 6MM x 1/4 6MM x 3/8 6MM x 1/2 8MM x 1/8 8MM x 1/4 8MM x 3/8	8MM x 1/2 10MM x 1/8 10MM x 1/4 10MM x 3/8 10MM x 1/2 12MM x 1/4 12MM x 3/8 12MM x 1/2
16102 e 1610GB2 (PT)		

Conector Fêmea	P/Tubo
	4MM x 1/8 4MM x 1/4 4MM x 3/8 6MM x 1/8 6MM x 1/4 6MM x 3/8 8MM x 1/8 8MM x 1/4 8MM x 3/8 8MM x 1/2 10MM x 1/8 10MM x 1/4 10MM x 3/8 10MM x 1/2 12MM x 1/4 12MM x 3/8 12MM x 1/2
16052 e 1605B2 (PCF)	

Tee M. Laterl Gir.	Tubo x Rosca	Tubo x Rosca
	4MM x 1/8 4MM x 1/4 6MM x 1/8 6MM x 1/4 6MM x 3/8 8MM x 1/8 8MM x 1/4 8MM x 3/8	8MM x 1/2 10MM x 1/8 10MM x 1/4 10MM x 3/8 10MM x 1/2 12MM x 1/4 12MM x 3/8 12MM x 1/2
16112 e 1611GB2(PST)		

Cotovelo M. Giratório	Tubo x Rosca	Tubo x Rosca
	4MM x M5p0,8 4MM x M6p0,8 4MM x 1/8 4MM x 1/4 6MM x M5p0,8 6MM x M6p0,8 6MM x 1/8 6MM x 1/4 6MM x 3/8 6MM x 1/2 8MM x 1/8 8MM x 1/4	8MM x 3/8 8MM x 1/2 10MM x 1/8 10MM x 1/4 10MM x 3/8 10MM x 1/2 12MM x 1/4 12MM x 3/8 12MM x 1/2 16MM x 3/8 16MM x 1/2
16062 e 1606GB2 (PL)		


Tee União	P/Tubo
	4MM 6MM 8MM 10MM 12MM 16MM
16042 (PUC)	

Cotovelo União	P/Tubo
	4MM 6MM 8MM 10MM 12MM 16MM
16072 (PUL)	

Tee União Redução	P/Tubo
	6MM x 4MM 8MM x 6MM 10MM x 6MM 10MM x 8MM 12MM x 8MM 12MM x 10MM 16MM x 10MM 16MM x 12MM
1604R2 (PG)	

Y Macho Giratório	Tubo x Rosca	Regulador TB/TB	P/Tubo
 <p>16132 e 1613GB2(PWT)</p>	4MM x 1/8 4MM x 1/4 6MM x 1/8 6MM x 1/4 6MM x 3/8 8MM x 1/8 8MM x 1/4 8MM x 3/8 10MM x 1/8 10MM x 1/4 10MM x 3/8 12MM x 1/4 12MM x 3/8 12MM x 1/2	 <p>16212 (NSF)</p>	4MM 6MM 8MM 10MM 12MM 16MM

Y União	P/Tubo
 <p>16142 (PY)</p>	4MM 6MM 8MM 10MM 12MM 16MM

Cruzeta União	P/Tubo
 <p>16172 (PZA)</p>	4MM 6MM 8MM 10MM 12MM 16MM

Regulador de Fluxo	Tubo x Rosca
 <p>16202 e 1620B2 (NSE)</p>	4MM x M5p0,8 4MM x 1/4 6MM x M5p08 6MM x 1/8 6MM x 1/4 6MM x 3/8 8MM x 1/8 8MM x 1/4 8MM x 3/8 8MM x 1/2 10MM x 1/8 10MM x 1/4 10MM x 3/8 12MM x 1/4 12MM x 3/8 12MM x 1/2

Conexões Engate Rápido Milímetro

Unões, porcas e luvas frezadas em latão extrudado (CLA - 360)

Cotovelos e tees em latão forjado (CLA - 377)

Conexões desenvolvidas para atender sistemas de freio de acordo com as normas SAEJ1402, J1644 e ISO 9227.

Não possui partes de materiais plásticos, não necessita o uso de ferramentas e quanto maior a tração do tubo, melhor a fixação.


Pressão de trabalho de acordo com a pressão máxima do tubo de poiamida (Nylon)


Linha vendida com lote mínimo de 20 pçs cada


Conector Macho	Tubo x Rosca	Tubo x Rosca	União Redução	P/Tubo
 <p>17032</p>	6MM x M10 6MM x M12 6MM x M16 8MM x M12 8MM x M16 8MM x M22 10MM x M12 10MM x M16 10MM x M22 12MM x M12 12MM x M16	12MM x M22 16MM x M16 16MM x M22 8MM x 1/4 NPT 8MM x 3/8 NPT 8MM x 1/2 NPT 10MM x 1/4 NPT 10MM x 3/8 NPT 12MM x 1/4 NPT 12MM x 3/8 NPT 16MM x 1/4 NPT	 <p>1704R2</p>	8MM x 6MM 10MM x 8MM 12MM x 8MM 12MM x 10MM 16MM x 8MM 16MM x 10MM 16MM x 12MM
União	P/Tubo	Cotovelo Macho	Tubo x Rosca	Tubo x Rosca
 <p>17042</p>	6MM 8MM 10MM 12MM 16MM	 <p>17062</p>	6MM x M10 6MM x M12 6MM x M16 8MM x M12 8MM x M16 8MM x M22 10MM x M12 10MM x M16 10MM x M22 12MM x M12	12MM x M16 12MM x M22 16MM x M16 16MM x M22 8MM x 1/4 NPT 8MM x 3/8 NPT 8MM x 1/2 NPT 10MM x 1/4 NPT 12MM x 1/4 NPT
Tee Macho Central	Tubo x Rosca	Tee Macho Lateral	Tubo x Rosca	
 <p>17102</p>	6MM x M12 6MM x M16 8MM x M12 8MM x M16 10MM x M16 10MM x M22 12MM x M16 12MM x M22 16MM x M16 16MM x M22	 <p>17112</p>	6MM x M12 6MM x M16 8MM x M12 8MM x M16 10MM x M16 10MM x M22 12MM x M16 12MM x M22 16MM x M16 16MM x M22	


Tee União	P/Tubo
	6MM 8MM 10MM 12MM 16MM
17122	


União	P/Tubo
	1/4 5/16 3/8 1/2 5/8
17042	


União Anteparo Randon	Tubo x Rosca
	8MM x M16 10MM x M16 12MM x M16 10MM x 1/2
17132	

Cotovelo Macho	Tubo x Rosca	Tubo x Rosca
	1/4 x 1/8 1/4 x 1/4 5/16 x 1/8 5/16 x 1/4 3/8 x 1/8 3/8 x 1/4 3/8 x 3/8 1/2 x 1/4 1/2 x 3/8 1/2 x 1/2	1/4 x M12 1/4 x M16 3/8 x M12 3/8 x M16 3/8 x M22 1/2 x M12 1/2 x M16 1/2 x M22 5/8 x M16 5/8 x M22
17062		


Tee Tubo Latelal	Tubo x Rosca
	6MM x M16 8MM x M16 10MM x M16 12MM x M16 16MM x M16
17142	

Tee Macho Central	Tubo x Rosca
	1/4 x 1/8 1/4 x 1/4 5/16 x 1/8 5/16 x 1/4 3/8 x 1/8 3/8 x 1/4 1/2 x 1/4 1/2 x 3/8 1/2 x 1/2
17102	

União Anteparo	Tubo x Rosca
	8MM x M16 10MM x M16 12MM x M16 16MM x M16
17152	

Tee Macho Lateral	Tubo x Rosca
	3/8 x 3/8
17112	

Conexões Engate Rápido Polegada

Conector Macho	Tubo x Rosca	Tubo x Rosca
	1/4 x 1/8 1/4 x 1/4 5/16 x 1/8 5/16 x 1/4 3/8 x 1/8 3/8 x 1/4 3/8 x 3/8 1/2 x 1/4 1/2 x 3/8 1/2 x 1/2	1/4 x M12 1/4 x M16 3/8 x M12 3/8 x M16 3/8 x M22 1/2 x M12 1/2 x M16 1/2 x M22 5/8 x M16 5/8 x M22
17032		

Tee União	P/Tubo
	1/4 5/16 3/8 1/2 5/8
17122	



Válvulas

Válvulas de agulha, para baixa pressão, tipo angular.

Corpo forjado em latão (Liga UNS-C37700-TM) que proporcionam maior dureza e resistência contra golpes, choques mecânicos e vibrações, com absoluta inexistência de porosidade e trincas.

Gaxetas em teflon para temperaturas -40°C até +220°C.


Agulha em inox, que permitem absoluta precisão no controle de fluxo sob condições de alta pressão.


Recomendada para pressão de trabalho de até 3500 libras/pol², em temperatura ambiente.

Para aplicações em instalações de equipamentos pneumáticos, industria de papel, intrumentações e outros.


Válvulas da serie: Alta pressão, estreminadas com porca e anilha, ideal para tubo de cobre, latão, alumínio, bundy, aço e similares.


Válvula de Segurança	Rosca	Válvula Dreno Agulha	Rosca
 <p>05242</p>	<p>1/4 NPT 3/8 NPT</p>	 <p>05302</p>	<p>1/8 NPT 1/4 NPT 3/8 NPT</p>
Válvula Dreno Borboleta	Rosca	Válvula Globo M/M	Rosca
 <p>05252</p>	<p>1/8 NPT 1/4 NPT 3/8 NPT</p>	 <p>2011C2 / CP</p>	<p>1/8 NPT 1/4 NPT 3/8 NPT</p>
Válvula Globo F/F	Rosca	Válvula Globo M/F	Rosca
 <p>2012C2 / CP</p>	<p>1/8 NPT 1/4 NPT 3/8 NPT</p>	 <p>2019C2 / CP</p>	<p>1/8 NPT 1/4 NPT 3/8 NPT</p>


Válvula Globo TB/M	Tubo x Rosca
	1/4 x 1/8 NPT 1/4 x 1/4 NPT 3/8 x 1/4 NPT
2013C2 / CP	


Válvula Globo TB/TB	P/ Tubo
	1/4 3/8
2910C2 / CP	

Válvula Globo TB/TB	P/ Tubo
	1/4 3/8
2014C2 / CP	

Válvula Globo TB/M	Tubo x Rosca
	1/4 x 1/8 NPT 1/4 x 1/4 NPT 3/8 x 1/4 NPT
2911C2 / CP	


Válvula Angular M/M	Rosca
	1/8 NPT 1/4 NPT 3/8 NPT
2015C2 / CP	

Válvula Angular TB/M	Tubo x Rosca
	1/4 x 1/8 NPT 1/4 x 1/4 NPT 3/8 x 1/4 NPT
2912C2 / CP	


Válvula Angular F/F	Rosca
	1/8 NPT 1/4 NPT 3/8 NPT
2016C2 / CP	

Válvula Esfera F/F	Rosca
	1/4 NPT 3/8 NPT 1/2 NPT
2042C2 / CP	


Válvula Esfera 3 vias F	Rosca
	1/4 NPT 3/8 NPT 1/2 NPT
2044C2 / CP	


Válvula Agulha M/F	Rosca
	1/8 NPT 1/4 NPT 3/8 NPT
2166C2 / CP	


Válvula Esfera M/F	Rosca	Válvula Agulha Mang	P/ Tubo
 <p>2052C2 / CP</p>	<p>1/4 NPT 3/8 NPT 1/2 NPT</p>	 <p>2173C2 / CP</p>	<p>1/8 1/4 5/16 3/8</p>
Válvula Esfera TB/TB	P/ Tubo	Válvula Agulha Mang/M	Tubo x Rosca
 <p>2063C2 / CP</p>	<p>1/4 5/16 3/8 1/2</p>	 <p>2174C2 / CP</p>	<p>1/4 x 1/8 NPT 1/4 x 1/4 NPT 5/16 x 1/8 NPT 5/16 x 1/4 NPT 3/8 x 1/4 NPT</p>
Válvula Agulha M/M	Rosca	Válvula Dreno Freio	Rosca
 <p>2164C2 / CP</p>	<p>1/8 NPT 1/4 NPT 3/8 NPT</p>	 <p>21932</p>	<p>1/2 BSP M22</p>
Válvula Agulha F/F	Rosca	Rubinete M/F	Rosca
 <p>2165C2 / CP</p>	<p>1/8 NPT 1/4 NPT 3/8 NPT</p>	 <p>22662</p>	<p>1/8 NPT 1/4 NPT</p>
Rubinete Mang/M	Tubo x Rosca	Válvula Esfera Mini M/F	Rosca
 <p>22742</p>	<p>1/4 x 1/4 NPT 3/8 x 1/4 NPT 1/2 x 1/4 NPT</p>	 <p>24772</p>	<p>1/8 BSP 1/4 BSP 3/8 BSP 1/2 BSP</p>


Válvula Alavanca PP M/F	Rosca
	1/4 BSP 3/8 BSP 1/2 BSP 3/4 BSP
24642	

Válvula Esfera Mini F/F	Rosca
	1/8 BSP 1/4 BSP 3/8 BSP 1/2 BSP
24782	

Válvula Alavanca PP F/F	Rosca
	1/4 BSP 3/8 BSP 1/2 BSP 3/4 BSP
24652	

Válvula Esfera Mini M/M	Rosca
	1/8 BSP 1/4 BSP 3/8 BSP 1/2 BSP
24792	

Válvula Borboleta PP M/F	Rosca
	1/4 BSP 3/8 BSP 1/2 BSP 3/4 BSP
24662	

Válvula Borboleta PP F/F	Rosca
	1/4 BSP 3/8 BSP 1/2 BSP 3/4 BSP
24672	

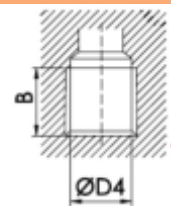
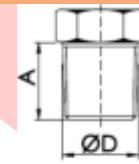
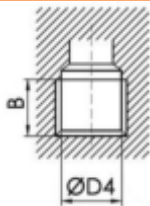
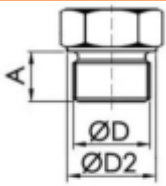
Informações Técnicas

Rosca Paralela BSP

Rosca Cônica NPT

Rosca Thread Rosca	Fios p/ Polegada Wires p/ Inch Los cables p/ pulg.	A	B	D	D2	D4
1/8	28 Fios	8	10	9,6	14	8,8
1/4	19 Fios	12	13	13	18	11,8
3/8	19 Fios	12	15	16,5	22	15,3
1/2	14 Fios	19	16	20,8	26	19
3/4	14 Fios	19	17	26,3	32	24,5
1	11 Fios	24	20	33	39	30,7
1 1/4	11 Fios	25	22	41,8	49	39,6
1 1/2	11 Fios	25,5	22	47,7	55	45,4
2	11 Fios	26	24	59,5	68	57,2
2 1/2	11 Fios	38,5	26	75	87	72,7
3	11 Fios	40	28	87,7	103	85,5

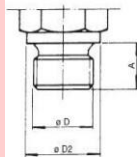
Rosca Thread Rosca	Fios p/ Polegada Wires p/ Inch Los cables p/ pulg.	A	B	D	D4
1/8	27 Fios	9,5	9	10,4	8,5
1/4	18 Fios	14,2	12,5	13,9	11,2
3/8	18 Fios	14,2	13,5	17,3	14,5
1/2	14 Fios	19	16,5	21,6	18
3/4	14 Fios	19	17,5	27	24
1	11.1/2 Fios	24	20,5	33,7	30
1 1/4	11.1/2 Fios	25	21	42,5	38,8
1 1/2	11.1/2 Fios	25,5	21	48,7	45
2	11.1/2 Fios	26	22	60,7	57
2 1/2	8 Fios	38,5	30	73,5	68
3	8 Fios	40	32	89,4	84



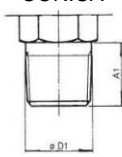
Rosca Métrica Cônica e Paralela

Rosca Paralela	Rosca Cônica	Rosca C/ O'ring	A	B	D	D2	D3	D4
M8p1	Mk8p1		8	11	8	12		7
M10p1	Mk10p1	M10p1	8	11	10	14	18	9
M12p1,5	Mk12p1,5	M12p1,5	12	15	12	17	20	10,5
M14p1,5	Mk14p1,5	M14p1,5	12	15	14	19	22	12,5
M16p1,5	Mk16p1,5	M16p1,5	12	15	16	21	24,2	14,5
M18p1,5	Mk18p1,5	M18p1,5	12	16	18	23	26,5	16,5
M20p1,5			14	17	20	25		18,5
M22p1,5	Mk22p1,5	M22p1,5	14	17	22	27	30	20,5
M26p1,5	Mk26p1,5		16	19	26	31		24,5
M27p2		M27p2	16	19	27	32	40	25
M33p2		M33p2	18	21	33	39	46	31

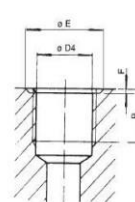
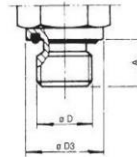
PARALELA



CÔNICA



COM O-RING

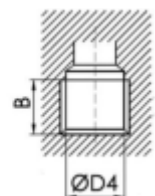
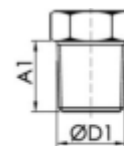
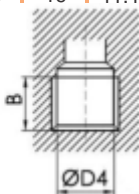
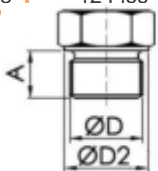


Rosca UNF Rosca UNF

Rosca Thread Rosca	Fios p/ Polegada Wires p/ Inch Los cables p/ pulg.	A	B	D	D4
5/16	24 Fios	7,5	10	7,8	6,9
3/8	24 Fios	7,5	10	9,4	8,5
7/16	20 Fios	9,2	11,5	11,0	9,8
1/2	20 Fios	9,2	11,5	12,6	11,5
9/16	18 Fios	10	12,7	14,1	12,9
3/4	16 Fios	11,1	14,2	18,9	17,5
7/8	14 Fios	12,7	16,5	22,1	20,5
1 1/16	12 Fios	15	19	26,8	24,9
1 3/16	12 Fios	15	19	30	28
1 5/16	12 Fios	15	19	33,1	31,2
1 5/8	12 Fios	15	19	41,1	39,2

Rosca Cônica BSPT

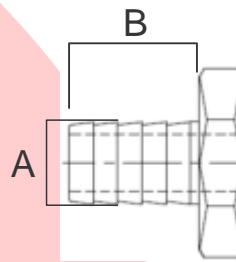
Rosca Thread Rosca	Fios p/ Polegada Wires p/ Inch Los cables p/ pulg.	A	B	D	D4
1/8	28 Fios	10	9	10,1	8,8
1/4	19 Fios	14,2	12,5	13,7	11,8
3/8	19 Fios	14,2	13,5	17,2	15,5
1/2	14 Fios	19	16,5	21,6	19
3/4	14 Fios	19	17,5	27	24,5
1	11 Fios	24	20,5	34,1	30,7
1 1/4	11 Fios	25	21	42,7	39,6
1 1/2	11 Fios	25,5	21	48,6	45,4
2	11 Fios	26	22	60	57,2
2 1/2	11 Fios	38,5	30	75,5	72,7
3	11 Fios	40	32	89	85,5



Medidas de Tubos

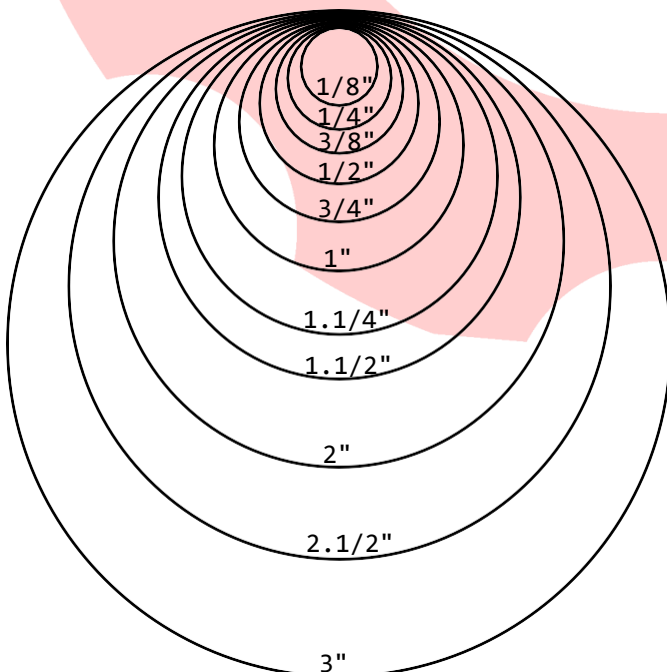
Diametro Diameter Diámetro	Nylon Nylon Nylon	Poliuretano Polyurethane Poliuretano	Polietileno Polyethylene Polietileno	Cobre Recozido Annealed copper Cobre Recocido
3/16	4,77 x 3,18		4,77 x 3,18	4,76 x 0,79
1/4	6,35 x 4,35	6,35 x 4,35	6,35 x 4,35	6,35 x 0,79
5/16	7,98 x 4,8		7,98 x 4,8	7,93 x 0,79
3/8	9,53 x 6,35	9,53 x 6,35	9,53 x 6,35	9,52 x 0,79
1/2	12,7 x 9,53	12,7 x 9,53	12,7 x 9,53	12,70 x 0,79
5/8	16,0 x 12,7		16,0 x 12,7	15,87 x 0,79
4 mm	4,0 x 2,0	4,0 x 2,5		
6 mm	6,0 x 4,0	6,0 x 4,0	6,0 x 4,0	
8 mm	8,0 x 4,0	8,0 x 5,0		
8 mm	8,0 x 5,0	8,0 x 5,5	8,0 x 5,0	
8 mm	8,0 x 6,0	8,0 x 6,0	8,0 x 6,0	
9 mm			9,0 x 6,0	
10 mm			10,0 x 6,0	
10 mm	10,0 x 7,0	10,0 x 7,0	10,0 x 7,0	
10 mm	10,0 x 8,0		10,0 x 8,0	
11 mm	11,0 x 8,0		11,0 x 8,0	
12 mm			12,0 x 8,0	
12 mm	12,0 x 9,0	12,0 x 8,0	12,0 x 9,0	
16 mm	16,0 x 12,0	16,0 x 11,0		

Bico de Mangueira
Hose Nozzle
Boquilla de La Manguera



Mangueira Hose Manguera	A	B
1/8	4,00	14,50
3/16	5,60	14,50
1/4	7,20	21,50
5/16	8,70	21,50
3/8	10,30	21,50
1/2	13,50	21,50
5/8	16,90	21,50
3/4	20,00	21,50
1	26,40	31
1 1/4	32,70	31
6 mm	6,80	21,50
8 mm	8,80	21,50
10 mm	10,80	21,50
12 mm	12,80	21,50
16 mm	16,90	21,50

Gabarito de Roscas
Feedack threads
Hilos Comentarios



GRUPO Hidrauluc



Mangueiras e Conexões Hidráulicas



Rua da Luz, 87 | Vila Paris
Contagem – MG | CEP: 32372-130



(31) 3528-6800 | (31) 98315-7520



hidrauluc@hidrauluc.com.br

Siga nossas redes sociais

